


มหาวิทยาลัยราชภัฏนครปฐม
Nakhon Pathom Rajabhat University



มหาวิทยาลัยราชภัฏนครปฐม
NAKHON PATHOM RAJABHAT
UNIVERSITY
佛统皇家大学

Faculty of
Humanities and Social Sciences
College



Course: ระบบเสียงภาษาจีน

Chinese Pronunciation


Course code: 1571600

Course name: ระบบเสียงภาษาจีน

Chinese Pronunciation
汉语语音


Teacher: Aj. Shen ye 申烨
0909605358






课程介绍 Course Introduce

- The course has 17 times. And 2 times of them are midterm examination and final examination. So we should learn all of 15 Units.




课程介绍 Course Introduce

- Course introduce and the Unit 1 Hello
In this Unit, we should learn 14 initials, 23 finals in Mandarin Chinese. And one text about 22 words, 1 expression, it's just for listen and read Chinese, and can speak Chinese for introduce simple. After learning this Unit, we can recognize a half of Chinese initials and finals, can read them, can speak with Chinese people at the first time as simple sentences.




课程介绍 Course Introduce

- Unit 2 How many people are there in your family?
In this Unit, we should learn 9 initials, 16 finals in Mandarin Chinese. And one text about 26 words, 6 expression, it's just for listen and read Chinese, and can speak Chinese for introduce simple. After learning this Unit, we can recognize another half of Chinese initials and finals, can read them, can speak with Chinese people and introduce your family as simple sentences.




课程介绍 Course Introduce

- Unit 3 Conclusion the initials and finals
In this Unit, we should review all the 23 initials, 39 finals in Mandarin Chinese. We will learn the pronounce ways and the body part to pronounce. After learning this Unit, we can recognize all of Chinese initials and finals, can read them.




课程介绍 Course Introduce

- Unit 4 Where is the station?
In this Unit, we should learn 4 tones in Mandarin Chinese. And one text about 18 words, 6 expression, it's just for listen and read Chinese, and can speak about a way for introduce simple. After learning this Unit, we can recognize 4 Chinese tones, can read them, can speak with Chinese people at the first time for ask and answer a way as simple sentences.




课程介绍 Course Introduce

- Unit 5 In the store
In this Unit, we should learn the light tone of Mandarin Chinese. And one text about 15 words, 5 expression, it's just for listen and read Chinese, and can speak Chinese for buying something. After learning this Unit, we can recognize the light tone of Chinese, can read them, can speak with Chinese people when you want to buy something as simple sentences.




课程介绍 Course Introduce

- Unit 6 Conclusion the Chinese Tones
In this Unit, we should review all 4 tones in Mandarin Chinese, and the special tone -- light tone. We will learn the pronounce ways and the body part to pronounce. After learning this Unit, we can recognize all of Chinese tones, can read them.




课程介绍 Course Introduce

- Unit 7 At the bookstore
In this Unit, we should learn the modified tone of Mandarin Chinese. And one text about 21 words, 4 expression, it's just for listen and read Chinese, and can speak Chinese for buying books. After learning this Unit, we can recognize the way to modified tone of Chinese, can read them, can speak with Chinese people when you want to buy some book as simple sentences.




课程介绍 Course Introduce

- Unit 8 What time it is now?
In this Unit, we should learn Pinyin Spelling rules in Mandarin Chinese. And one text about 16 words, 6 expression, it's just for listen and read Chinese, and can speak Chinese for talking about time. After learning this Unit, we can recognize the Pinyin Spelling rules of Chinese, can read them, can speak with Chinese people when you want to talk about time as simple sentences.




课程介绍 Course Introduce

- Unit 9 Conclusion the Chinese Modified Tone and Spelling rules of Pinyin
In this Unit, we should review all Modified Tone and Spelling rules of Pinyin in Mandarin Chinese. We will learn the pronounce ways and the body part to pronounce. After learning this Unit, we can recognize all of Chinese Modified Tone and Spelling rules of Pinyin, can read them.




课程介绍 Course Introduce

- Unit 10 Are you free tonight?
In this Unit, we should learn Tone Change of the characters “ yī ” in Mandarin Chinese. And one text about 9 words, 3 expression, it's just for listen and read Chinese, and can speak Chinese for talking about going to a party. After learning this Unit, we can recognize the Tone Change of the characters “yī” of Chinese, can read them, can speak with Chinese people when you want to invite someone to a party or answer the invite as simple sentences.




课程介绍 Course Introduce

- Unit 11 How's the weather today?
In this Unit, we should learn Tone Change of the characters “bù” in Mandarin Chinese. And one text about 12 words, 6 expression, it's just for listen and read Chinese, and can speak Chinese for talking about the weather. After learning this Unit, we can recognize the Tone Change of the characters “bù” of Chinese, can read them, can speak with Chinese people when you want to talk about weather as simple sentences.




课程介绍 Course Introduce

- Unit 12 Conclusion the Tone Change of the characters “ yī ” and “ bù ” of Chinese
In this Unit, we should review all the Tone Change of the characters “ yī ” and “ bù ” in Mandarin Chinese. We will learn the pronounce ways and the body part to pronounce. After learning this Unit, we can recognize all of Chinese Tone Change of the characters “ yī ” and “ bù ”, can read them.



课程介绍 Course Introduce


- Unit 13 What do you want to eat ?
In this Unit, we should learn Pinyin change with "er" in Mandarin Chinese. And one text about 14 words, 3 expression, it's just for listen and read Chinese, and can speak Chinese for talking about eating or going to a restaurant. After learning this Unit, we can recognize Pinyin change with "er" of Chinese, can read them, can speak with Chinese people when you want to talk about eating as simple sentences.



课程介绍 Course Introduce

- Unit 14 In the kitchen

In this Unit, we should learn the soundproof symbol in Mandarin Chinese. And one text about 12 words, 2 expression, it's just for listen and read Chinese, and can speak Chinese for talking about introduce a famous Chinese food to you friends. After learning this Unit, we can recognize the soundproof symbol of Chinese, can read them, can speak with Chinese people when you want to talk about a famous food as simple sentences.




课程介绍 Course Introduce

- The Unit 15 Conclusion the Pinyin change with “er” and the soundproof symbol

In this Unit, we should review all the Pinyin change with “er” and soundproof symbol in Mandarin Chinese. We will learn the pronounce ways and the body part to pronounce. After learning this Unit, we can recognize all of Chinese Pinyin change with “er” and soundproof symbol, can read them.

e course has 17 times. And 2 times of them are midterm examination and final examination. So we should learn all of 15 Units.



第一课课程介绍

Introduce for Unit 1


มหาวิทยาลัยราชภัฏนครปฐม
Nakhon Pathom Rajabhat University



- **Part 1: Chinese Pronunciation**
 - **Initials in Mandarin Chinese: 14 initials**
 - **Finals in Mandarin Chinese: 23 finals**
- **Part 2: Text 1—— 22 words, 1 expression.**
 - **It's just for listen and read Chinese, and can speak Chinese for introduce simple.**

After learning this Unit, we can recognize a half of Chinese initials and finals, can read them, can speak with Chinese people at the first time as simple sentences.






มหาวิทยาลัยราชภัฏนครปฐม
Nakhon Pathom Rajabhat University



NOW
LET'S BEGINNING STUDY
THE UNIT ONE.





Part 1: Chinese Pronunciation

第一部分：汉语语音

มหาวิทยาลัยราชภัฏนครปฐม
Nakhon Pathom Rajabhat University




Initials 声母:

b p m f
d t n l
g k h
j q x

| | | | | | |
|---|---|--|--|--|---|
| b Bb 播  | p Pp 泼  | m Mm 摸  | f Ff 佛  | d Dd 得  | t Tt 特  |
| n Nn 讷  | l Ll 勒  | g Gg 鸽  | k Kk 蝌  | h Hh 喝  | j Jj 鸡  |
| q Qq 气  | x Xx 西  | zh zh 织  | ch ch 吃  | sh sh 狮  | r Rr 日  |
| z Zz 字  | c Cc 刺  | s Ss 丝  | y Yy 医  | w Ww 屋  | |





Part 1: Chinese Pronunciation

第一部分：汉语语音

มหาวิทยาลัยราชภัฏนครปฐม
Nakhon Pathom Rajabhat University



Initials 声母:


| | | | |
|---|---|---|---|
| b | p | m | f |
| d | t | n | l |
| g | k | h | |
| j | q | x | |

发音器官

根据 P. Ladefoged 及 I. Addieson, 1996

| | | |
|----|-------|---|
| 1 | 双唇音 | m |
| 2 | 唇齿音 | ɱ |
| 5 | 舌尖齿音 | ɲ |
| 7 | 舌尖齿龈音 | ɳ |
| 9 | 舌尖卷舌音 | ɳ |
| 11 | 舌尖底卷舌 | ʂ |
| 12 | 硬腭音 | c |
| 13 | 软腭音 | k |
| 14 | 小舌音 | q |
| 15 | 咽音 | ħ |
| 16 | 会厌音 | h |
| 17 | 声门音 | h |

• 主动发音器官



Part 1: Chinese Pronunciation

第一部分: 汉语语音

มหาวิทยาลัยราชภัฏนครปฐม
Nakhon Pathom Rajabhat University

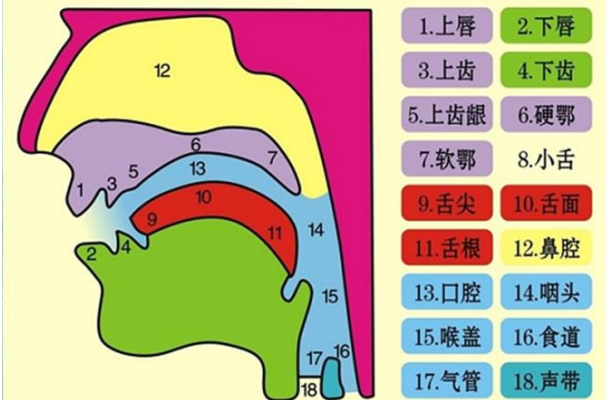


Initials 声母:

双唇音

upper and lower lip


发音矫正口腔示意图



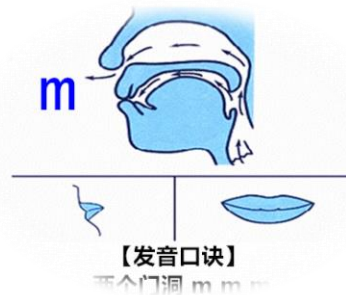
b



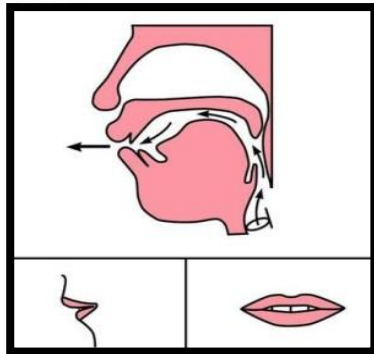
p




m



f



唇齿音 upper teeth
and lower lip



Part 1: Chinese Pronunciation

第一部分: 汉语语音

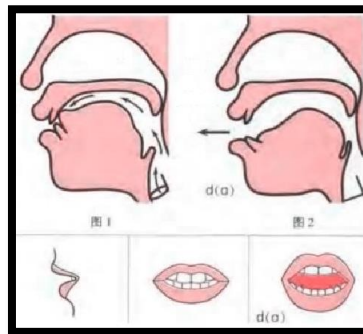
มหาวิทยาลัยราชภัฏนครปฐม
Nakhon Pathom Rajabhat University



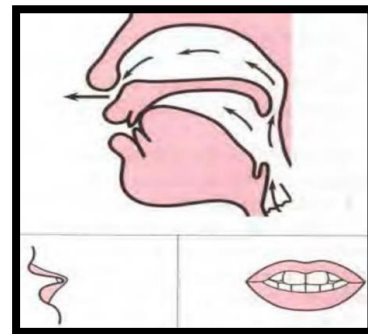
Initials 声母:

舌尖中音:
Mid-Tongue tip

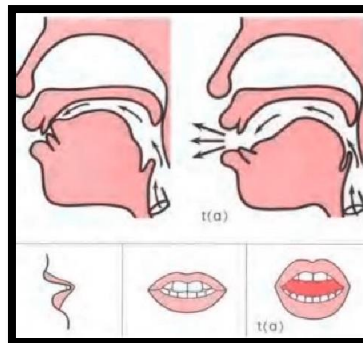
d



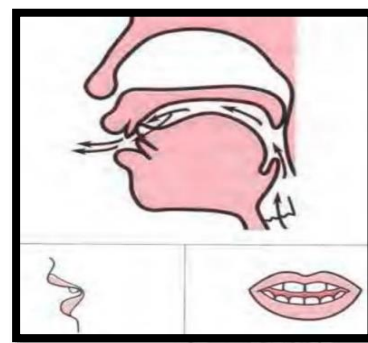
t



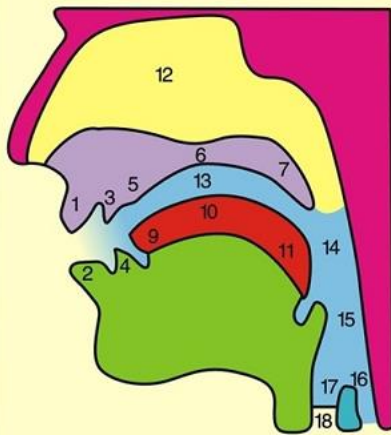
n




l



发音矫正口腔示意图



- | | |
|--------|--------|
| 1. 上唇 | 2. 下唇 |
| 3. 上齿 | 4. 下齿 |
| 5. 上齿龈 | 6. 硬腭 |
| 7. 软腭 | 8. 小舌 |
| 9. 舌尖 | 10. 舌面 |
| 11. 舌根 | 12. 鼻腔 |
| 13. 口腔 | 14. 咽头 |
| 15. 喉盖 | 16. 食道 |
| 17. 气管 | 18. 声带 |



Part 1: Chinese Pronunciation

第一部分: 汉语语音

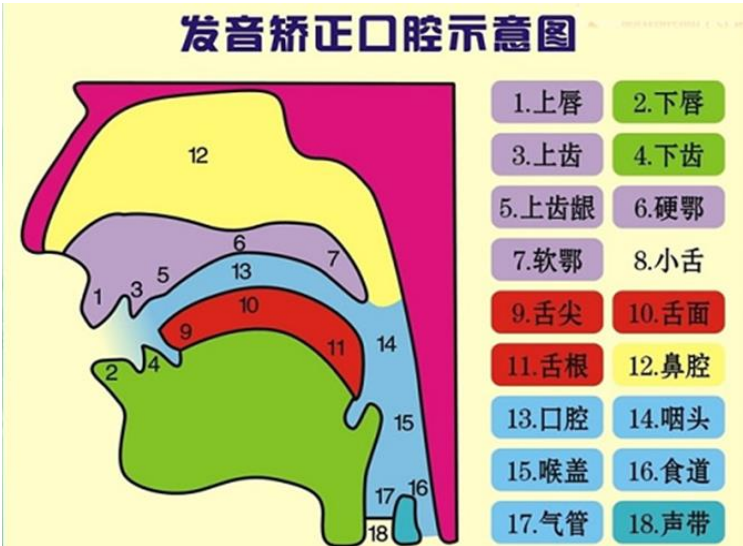
มหาวิทยาลัยราชภัฏนครปฐม
Nakhon Pathom Rajabhat University



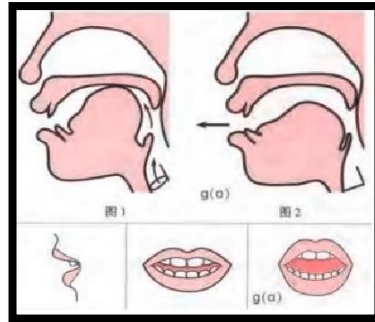
Initials 声母:

舌根音: Tongue base

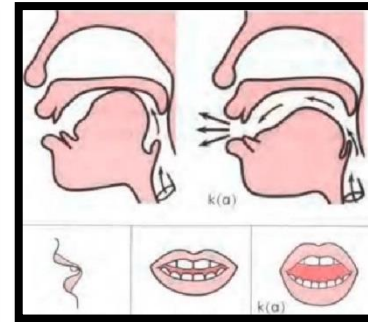
发音矫正口腔示意图



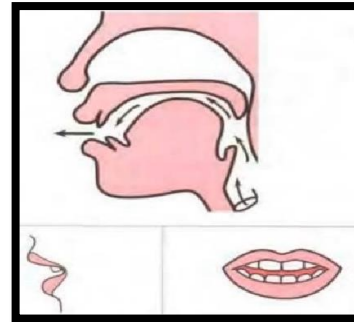
g




k



h





Part 1: Chinese Pronunciation

第一部分: 汉语语音

มหาวิทยาลัยราชภัฏนครปฐม
Nakhon Pathom Rajabhat University



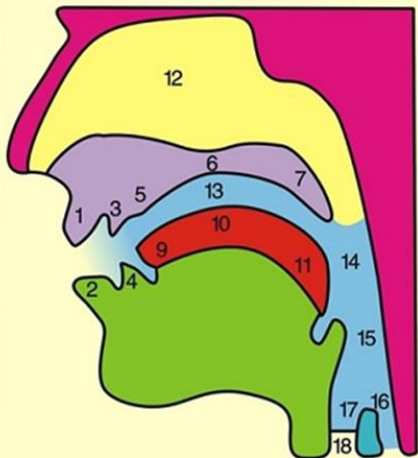
Initials 声母:

j

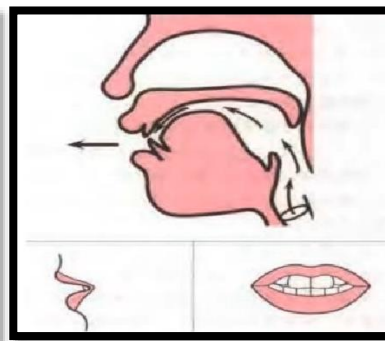
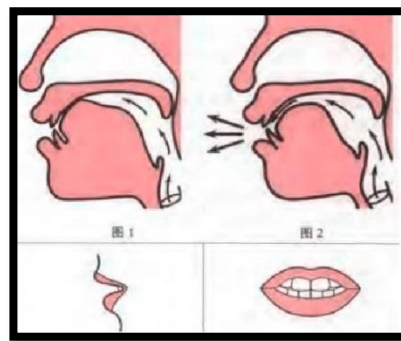
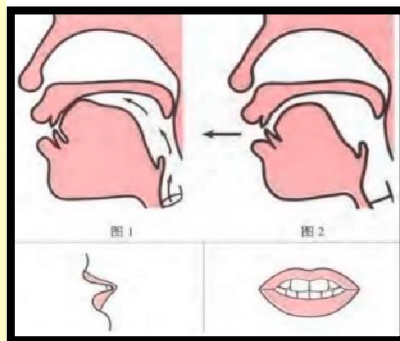
q

x

发音矫正口腔示意图




- | | |
|--------|--------|
| 1. 上唇 | 2. 下唇 |
| 3. 上齿 | 4. 下齿 |
| 5. 上齿龈 | 6. 硬腭 |
| 7. 软腭 | 8. 小舌 |
| 9. 舌尖 | 10. 舌面 |
| 11. 舌根 | 12. 鼻腔 |
| 13. 口腔 | 14. 咽头 |
| 15. 喉盖 | 16. 食道 |
| 17. 气管 | 18. 声带 |



舌面音: blade of tongue





Part 1: Chinese Pronunciation

第一部分: 汉语语音

มหาวิทยาลัยราชภัฏนครปฐม
Nakhon Pathom Rajabhat University




Finals 韵母:

- Review

The finals we have learned before as simple, it's just have 24 finals.

| 韵母表 | | | | | |
|--------------------------------|--------------------------------|-------------------------------------|-------------------------------------|-------------------------------------|-------------------------------------|
| a Aa 啊 张大嘴巴 a a a | o Oo 喔 公鸡公鸡 o o o | e Ee 鹅 白鹅唱歌 e e e | i Ii 衣 衣服衣服 i i i | u Uu 乌 乌龟乌龟 u u u | ü Üü 鱼 金鱼金鱼 ü ü ü |
| ai Ai 矮 高高低矮 ai ai ai | ei Ei 诶 干活很累 ei ei ei | ui Ui 围 围巾围巾 ui ui ui | ao Ao 袄 棉袄棉袄 ao ao ao | ou Ou 鸥 海鸥海鸥 ou ou ou | iu Iu 邮 邮票邮票 iu iu iu |
| ie Ie 椰 椰树椰树 ie ie ie | üe Üe 月 月儿弯弯 üe üe üe | er Er 耳 耳朵耳朵 er er er | an An 安 天安门 an an an | en En 摁 摁图钉 en en en | in In 印 脚印脚印 in in in |
| un Un 蚊 蚊子蚊子 un un un | ün Ün 云 云儿朵朵 ün ün ün | ang Ang 羊 小羊小羊 ang ang ang | eng Eng 蜂 蜜蜂蜜蜂 eng eng eng | ing Ing 鹰 老鹰老鹰 ing ing ing | ong Ong 钟 长钟长钟 ong ong ong |



Part 1: Chinese Pronunciation

第一部分: 汉语语音

มหาวิทยาลัยราชภัฏนครปฐม
Nakhon Pathom Rajabhat University



Finals 韵母:

- There are **39** finals that we should know as a Chinese major students.
- Today we' ll learn **23** finals.

单韵母single finals:

a o e i u ü ê -i -i er
(front) (behind)

复韵母compound finals:


前响 (in front sound): ai ei ao ou

后响 (behind sound): ia ie ua uo üe

中响 (middle sound): iao iou uei

uer





Part 1: Chinese Pronunciation

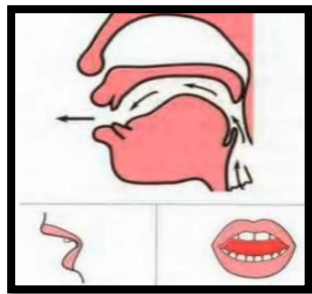
第一部分: 汉语语音

มหาวิทยาลัยราชภัฏนครปฐม
Nakhon Pathom Rajabhat University

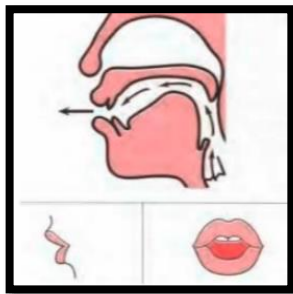


Finals 韵母: 单韵母single finals:

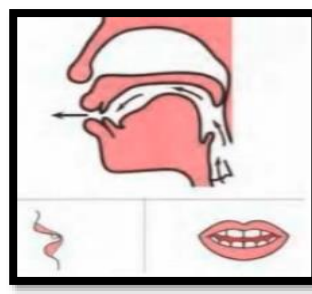
a



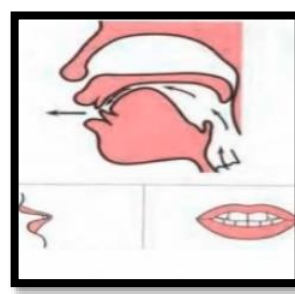
o



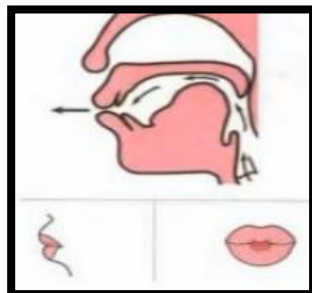
e



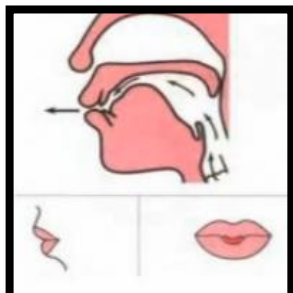
i




u



ü





Part 1: Chinese Pronunciation

第一部分: 汉语语音

มหาวิทยาลัยราชภัฏนครปฐม
Nakhon Pathom Rajabhat University



Finals 韵母: 单韵母 single finals:

ê

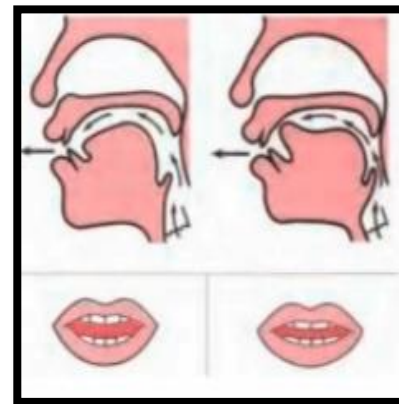
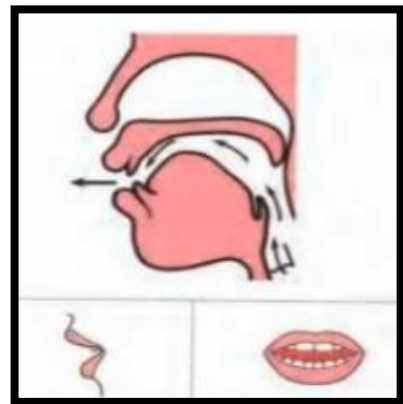
-i (前)

-i (后)

er


in “z c s”

in “zh ch sh”



in “ie üe”





Part 1: Chinese Pronunciation

第一部分: 汉语语音

มหาวิทยาลัยราชภัฏนครปฐม
Nakhon Pathom Rajabhat University



复韵母compound finals:

前响 (in front sound): ai ei ao ou

后响 (behind sound): ia ie ua uo üe

中响 (middle sound): iao iou uai uei


The way to read:

From one to another, and use the middle sound.

Example:

~~~~~
a i
i a
a o
i ao





语音练习

Exercise of Pronunciation:

มหาวิทยาลัยราชภัฏนครปฐม
Nakhon Pathom Rajabhat University



汉语拼音字母表

您上次用过 ▾

汉语拼音字母表

声母表


| | | | | | | | |
|----|---|---|---|---|---|----|----|
| b | p | m | f | d | t | n | l |
| g | k | h | j | q | x | zh | ch |
| sh | r | z | c | s | y | w | |

韵母表

| | | | | | | | |
|----|----|----|----|-----|-----|-----|-----|
| a | o | e | i | u | ü | ai | ei |
| ui | ao | ou | iu | ie | üe | er | an |
| en | in | un | ün | ang | eng | ing | ong |

整体认读音节

| | | | | | | | |
|-----|-----|-----|-----|------|-----|-----|------|
| zhi | chi | shi | ri | zi | ci | si | wu |
| yi | yu | ye | yue | yuan | yin | yun | ying |



语音练习


Exercise of Pronunciation:

มหาวิทยาลัยราชภัฏนครปฐม
Nakhon Pathom Rajabhat University



| | | | | | | | | | | |
|---|---|---|---|-----|-----|-----|-----|----|---|----|
| b | p | m | f | a | o | e | i | u | ü | er |
| d | t | n | l | ai | ei | ao | ou | | | |
| g | k | h | | ia | ie | ua | uo | üe | | |
| j | q | x | | iao | iou | uai | uei | | | |





Part 2: Text 1 Hello!

第二部分：课文一 你好

Now let's beginning study the Text one.

你好

nǐ hǎo



1 New Words 生词 :

| | | | |
|---|-----|------------|------------------|
| 1 | 李美英 | Lǐ Měiyīng | Name of a person |
| 2 | 你 | nǐ | You |
| 3 | 好 | hǎo | Good |
| 4 | 安妮 | Ānnī | Name of a person |
| 5 | 叫 | jiào | To call |
| 6 | 什么 | shénme | What |
| 7 | 名字 | míngzi | Name |
| 8 | 我 | wǒ | I |



你好



jiào shén me míng zi

叫什么名字

What's your name?



1 New Words 生词 :

| | | | |
|----|----|---------|---------------------|
| 9 | 是 | shì | To be |
| 10 | 韩国 | Hánguó | Korea |
| 11 | 哪 | nǎ | Where; which |
| 12 | 国 | guó | Country |
| 13 | 人 | rén | Person |
| 14 | 英国 | Yīngguó | UK (United Kingdom) |
| 15 | 他 | tā | He |





1 New Words 生词 :

| | | | |
|----|----|-----------|------------------|
| 16 | 田中 | Tiánzhōng | Name of a person |
| 17 | 日本 | Rìběn | Japan |
| 18 | 认识 | rènshi | To know |
| 19 | 你们 | nǐmen | You |
| 20 | 很 | hěn | Very |
| 21 | 高兴 | gāoxìng | Happy |
| 22 | 也 | yě | Also |





- 李美英：你好！
- 安妮：你好！
- 李美英：你叫什么名字？
- 安妮：我叫安妮。
- 李美英：我叫李美英，是韩国人。
你是哪国人？
- 安妮：我是英国人。
- 李美英：他叫田中，是日本人。
- 安妮：认识你们很高兴。
- 田中：我也很高兴。

- Lí Měiyīng: Nǐ hǎo!
- Ānnī: Nǐ hǎo!
- Lí Měiyīng: Nǐ jiào shénme míngzi?
- Ānnī: Wǒ jiào Ānnī.
- Lí Měiyīng: Wǒ jiào Lí Měiyīng,
shì Hánguó rén. Nǐ shì nǎ guó rén?
- Ānnī: Wǒ shì Yīngguó rén.
- Lí Měiyīng: Tā jiào Tiánzhōng,
shì Rìběn rén.
- Ānnī: Rènshi nǐmen hěn gāo xìng.
- Tiánzhōng: Wǒ yě hěn gāo xìng.





2 Conversation 课文对话:



- 李美英：你好！

Lí Měiyīng: Nǐ hǎo!

- 安妮：你好！

Ānnī: Nǐ hǎo!

← Hello.

← Hello.



- 早上好

zǎoshang hǎo

Good morning

- 下午好

xiàwǔ hǎo

Good afternoon

- 晚上好

wǎnshang hǎo

Good evening





Part 2

2 Conversation 课文对话:

มหาวิทยาลัยราชภัฏนครปฐม
Nakhon Pathom Rajabhat University



- 李美英: 你叫什么名字?

Lí Měiyīng: Nǐ jiào shénme míngzi?

- 安妮: 我叫安妮。

Ānnī: Wǒ jiào Ānnī.

- 你叫什么名字? Nǐ jiào shénme míngzi?

- 我叫安妮。 Wǒ jiào Ānnī.

- 他叫什么名字? Tā jiào shénme míngzi?

- 他叫安妮。 Tā jiào Ānnī.

What's your name?

My name is Anny.

What's your name?

My name is Anny.

What's his name?

His name is Anny.



2 Conversation 课文对话:



- 李美英：你是哪国人？

Lǐ Měiyīng:

Nǐ shì nǎ guó rén?

- 安妮：我是英国人。

Ānnī: Wǒ shì Yīngguó rén.

Name of Country + rén

Brithsh 英国 人


French 法国 人

American 美国 人

Korean 韩国 人

Japanese 日本 人

Thai people 泰国 人





2 Conversation 课文对话:




- 安妮：认识你们很高兴。

Ānnī: Rènshi nǐmen hěn gāo xìng.

- 田中：我也很高兴。

Tiánzhōng: Wǒ yě hěn gāo xìng.

- | | | |
|------|-------|------|
| • 你 | nǐ | you |
| • 你们 | nǐmen | you |
| • 我 | wǒ | I |
| • 我们 | wǒmen | we |
| • 他 | tā | he |
| • 他们 | tāmen | they |





3 Expression sentences 句式表达:



- “叫jiào ” means “name is...”
- For example:
你叫什么名字? What is your name?



你叫什么名字?
你叫什么?
你的名字是?
你是……?

- Another example:
他叫什么名字? What is his name?
我叫王兰。 My name is Wang Lan.
这叫“书包”。 This is a schoolbag.



Oral Exercise 口语练习 :



- 一、Read the following sentences in correct intonation loudly.
- 1. 你好! Hello!
- 2. 你叫什么名字? What's your name?
- 3. 他是哪国人? Where is he come from?
- 4. 我是英国人。 I am a British.
- 5. 认识你们很高兴。 Nice to meet you.





Oral Exercise 口语练习 :



- 二、Substitution drills.

我是英国人。

他
我们
他们

日本
韩国
美国





• 三、Answer the following questions.

• 1. 你叫什么名字?

• What is your name ?

• 2. 你是哪国人?

• Where are you from?

• 3. 你来中国做什么?

• What are you doing to come to China?

加油!





Oral Exercise 口语练习 :



• 四、Complete the following dialogues with the given words.

- 1. 男: 你_____? (叫)
- 女: 我叫安妮。
- 2. 男: _____? (哪国)
- 女: 我是英国人。
- 3. 男: 我是韩国人, _____? (他)
- 女: 他是日本人。





Listening Exercise 听力练习



一、Listen and answer the following questions quickly.

- 1. 他姓什么?
- 2. 她叫什么名字?
- 3. 他叫什么名字?
- 4. 他是哪国人?

二、Listen and underline the words you heard.

- 1. A. 美国 B. 英国 C. 日本 D. 法国
- 2. A. 李英 B. 李美 C. 李美英 D. 李丽
- 3. A. 你 B. 他 C. 你们 D. 他们

我想想~



Listening Exercise 听力练习



- 三、Listen and answer the following questions.
- 1. 说话人叫什么？是哪国人？
- 2. 朴智顺是哪国人？
- 3. 他们认识吗？
- 四、True or false based on the following statements you listened.
- 1. 我是英国人。 ()
- 2. 我叫安妮。 ()
- 3. 他叫中村。 ()
- 4. 他是韩国人。 ()





Listening Exercise 听力练习

มหาวิทยาลัยราชภัฏนครปฐม
Nakhon Pathom Rajabhat University



- 五、Listen and choose the right answers.
- 1. 安妮是哪国人? ()
 - A. 韩国 B. 日本 C. 英国 D. 中国
- 2. 李美英是哪国人? ()
 - A. 中国 B. 英国 C. 韩国 D. 日本

加油!!






总结 Summary

- After studying this unit, we knew the knowledge about initials and finals in Mandarin Chinese. And according the text learning got some words and expression sentence, exercise listening and reading. Then can speak with Chinese people and introduce at the first time as simple sentences.



谢谢





มหาวิทยาลัยราชภัฏนครปฐม
Nakhon Pathom Rajabhat University



谢谢 再见

THANK YOU

GOODBYE

