



มหาวิทยาลัยราชภัฏนครปฐม
NAKHON PATHOM RAJABHAT
UNIVERSITY
佛统皇家大学

Faculty of
Humanities
and Social Sciences



Course:

การอ่านภาษาจีน 1

Chinese Reading 1

Course code: 1572606

Course name: การอ่านภาษาจีน 1

Chinese Reading 1

汉语阅读一

Teacher: Aj. Shen ye 申烨



第三课课程介绍

Lesson 3 Course Introduce

- **Chinese Pronunciation**

- **Initials in Mandarin Chinese: 21+2 initials. We should understand the voice system, know the way to pronunciation, and recognize the attributes and characteristics of each one. After learning this lesson, we can recognize all of Chinese initials, can read term and Chinese article as correct pronounce as a native Chinese.**
- **Learn the pronounce ways and the body part to pronounce**

- **Exercise**

- **It's just for listen and read Chinese initials, and can recognize them.**

After learning this lesson, we can recognize all of Chinese initials, can read them, can speak with Chinese as simple sentences correct pronunciation.



NOW
LET'S BEGINNING STUDY THE
ARTICLE — PART 1.

Part 1: Chinese Pronunciation

第一部分：汉语语音



Initials 声母:

- b
- p
- m
- f
- d
- t
- n
- l
- g
- k
- h
- j
- q
- x

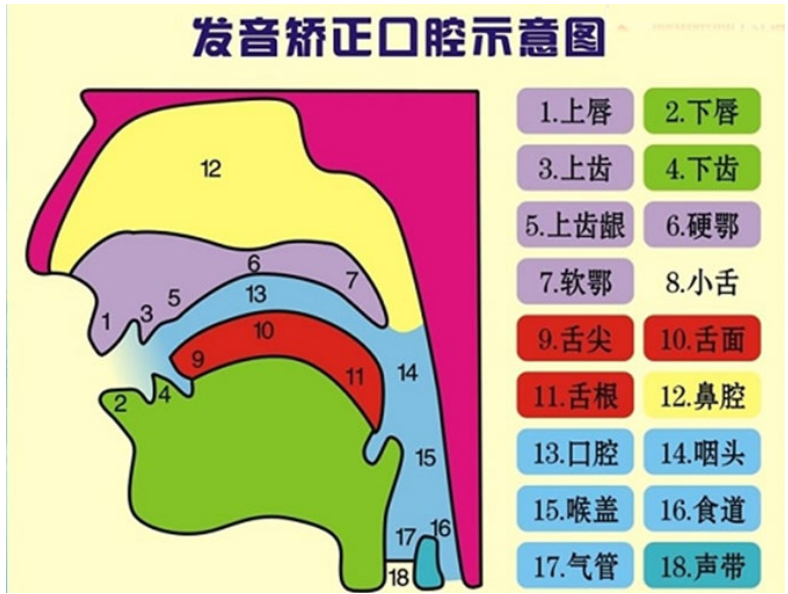
b Bb 播 	p Pp 泼 	m Mm 摸 	f Ff 佛 	d Dd 得 	t Tt 特 
n Nn 讷 	l Ll 勒 	g Gg 鸽 	k Kk 蝌 	h Hh 喝 	j Jj 鸡 
q Qq 气 	x Xx 西 	zh zh 织 	ch ch 吃 	sh sh 狮 	r Rr 日 
z Zz 字 	c Cc 刺 	s Ss 丝 	y Yy 医 	w Ww 屋 	
					

Part 1: Chinese Pronunciation

第一部分：汉语语音



Initials 声母:



The Schematic diagram of the oral cavity Pronunciation correction

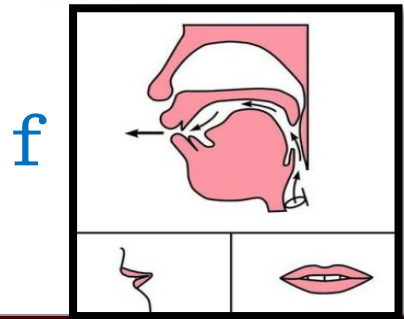
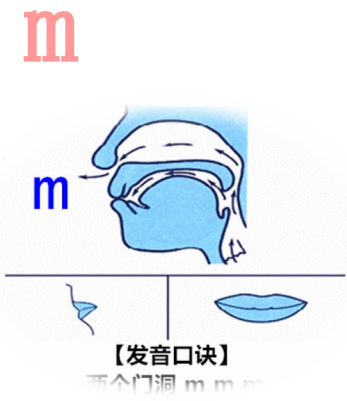
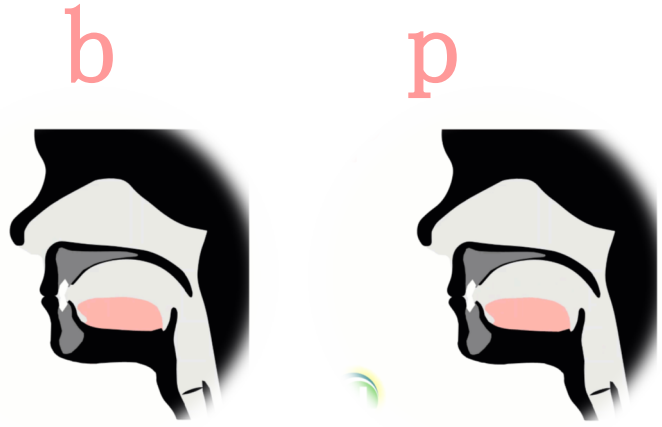
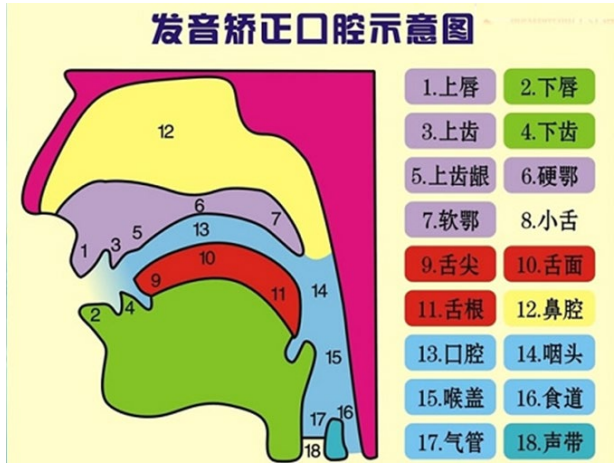
- | | |
|----------------------|--------------------|
| 1 上唇 upper lip | 2 下唇 lower lip |
| 3 上齿 upper teeth | 4 下齿 lower teeth |
| 5 上齿龈 upper gum | 6 硬腭 hard palate |
| 7 软腭 soft palate | 8 小舌 uvula |
| 9 舌尖 Tip of tongue | 10 舌面 tongue |
| 11 舌根 base of tongue | 12 鼻腔 nasal cavity |
| 13 口腔 oral cavity | 14 咽头 pharynx |
| 15 喉盖 throat cover | 16 食道 esophagus |
| 17 气管 trachea | 18 声带 vocal cord |

Part 1: Chinese Pronunciation

第一部分：汉语语音

Initials 声母:

双唇音
upper and lower lip



唇齿音 upper teeth and lower lip

Part 1: Chinese Pronunciation

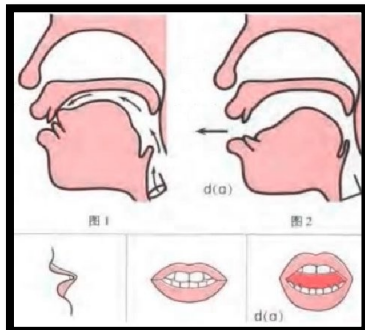
第一部分：汉语语音



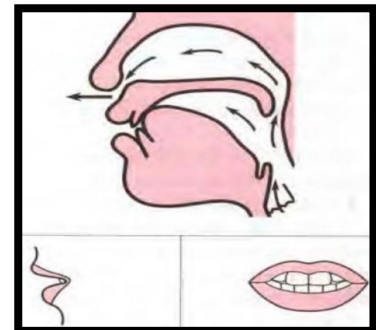
Initials 声母:

舌尖中音:
Mid-Tongue tip

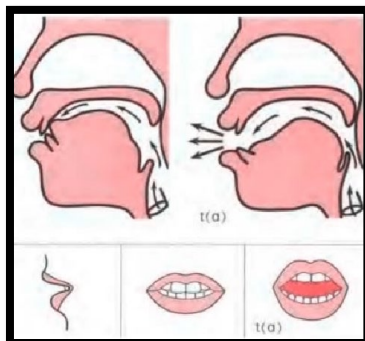
d



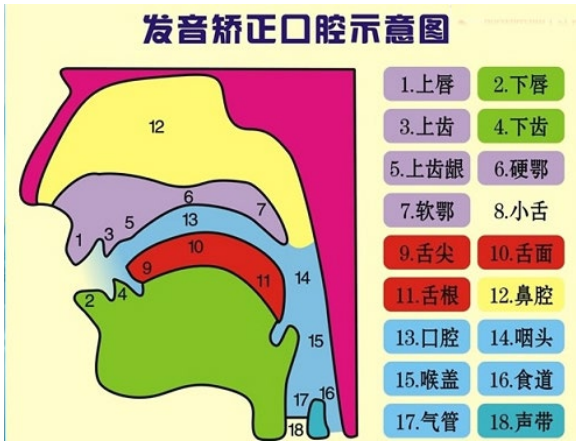
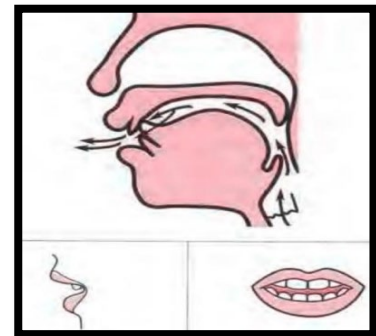
t



n



l



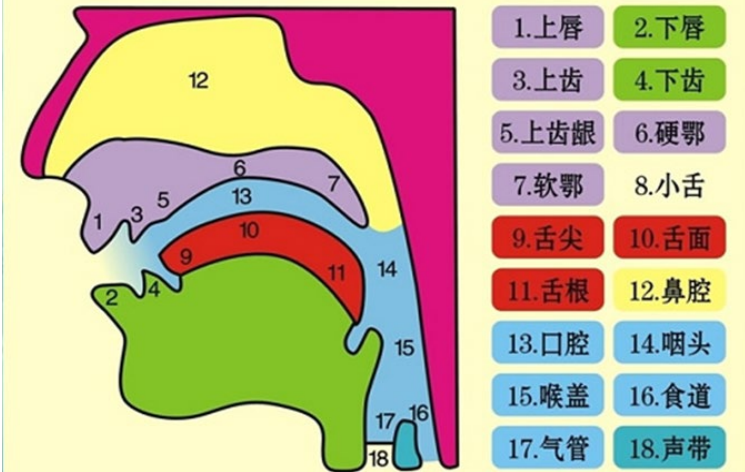
Part 1: Chinese Pronunciation

第一部分：汉语语音

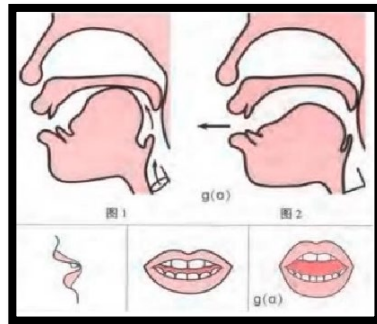
Initials 声母:

舌根音: Tongue base

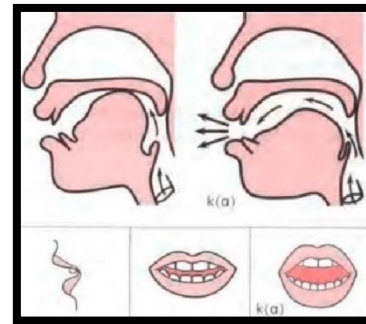
发音矫正口腔示意图



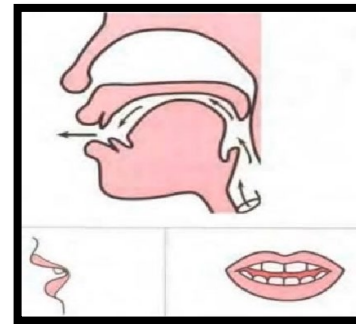
g



k



h



Part 1: Chinese Pronunciation

第一部分：汉语语音

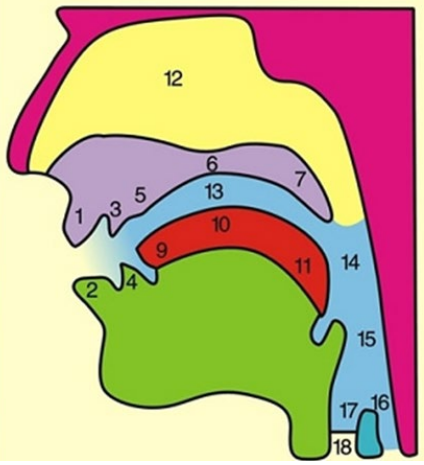
Initials 声母:

j

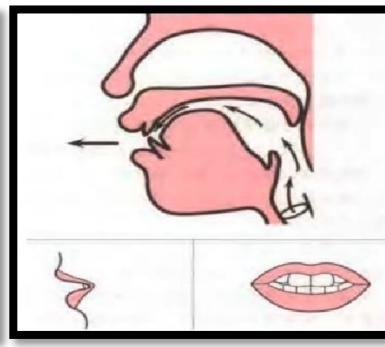
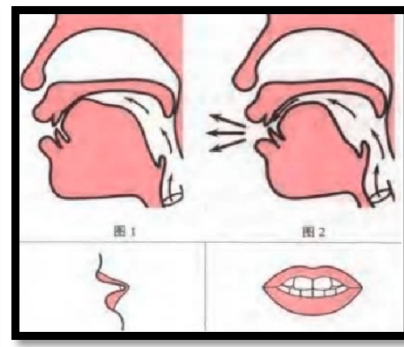
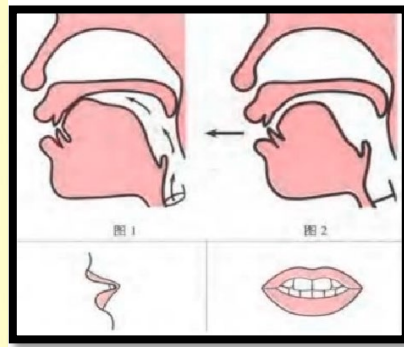
q

x

发音矫正口腔示意图



- | | |
|--------|--------|
| 1. 上唇 | 2. 下唇 |
| 3. 上齿 | 4. 下齿 |
| 5. 上齿龈 | 6. 硬腭 |
| 7. 软腭 | 8. 小舌 |
| 9. 舌尖 | 10. 舌面 |
| 11. 舌根 | 12. 鼻腔 |
| 13. 口腔 | 14. 咽头 |
| 15. 喉盖 | 16. 食道 |
| 17. 气管 | 18. 声带 |



舌面音: blade of tongue

Part 1: Chinese Pronunciation

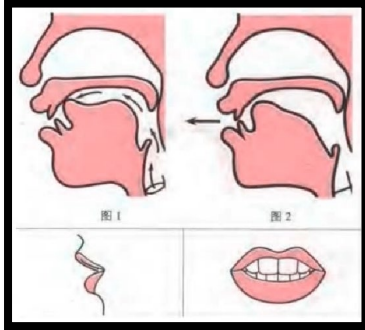
第一部分：汉语语音



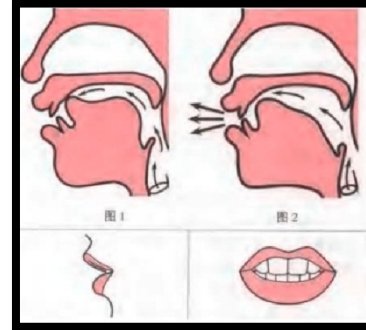
Initials 声母:

舌尖后音
Behind the tongue

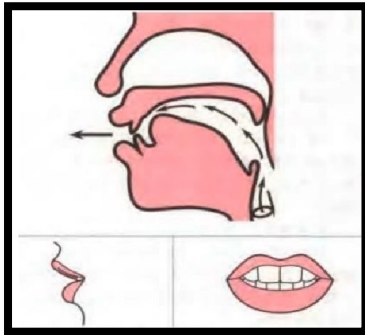
zh



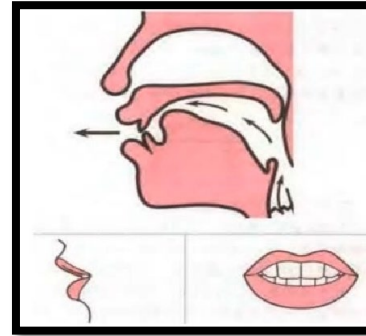
ch



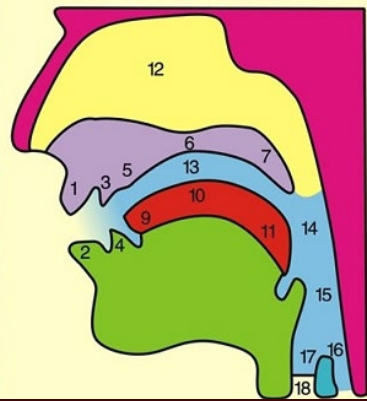
sh



r



发音矫正口腔示意图



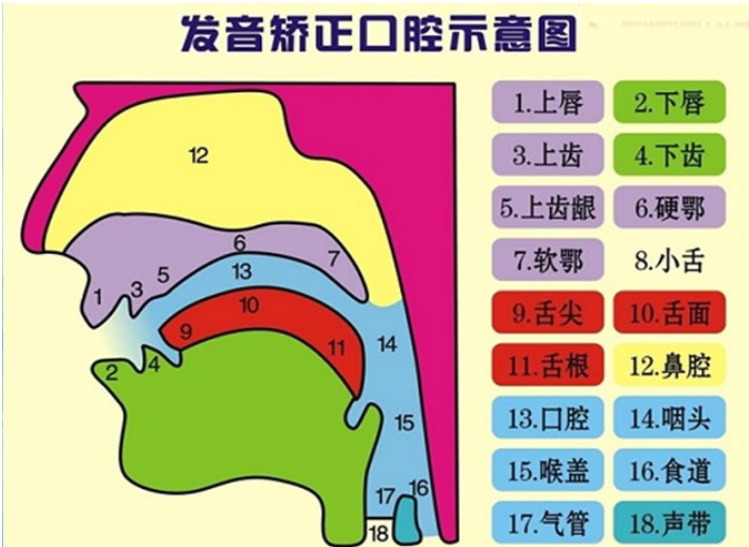
- 1. 上唇
- 2. 下唇
- 3. 上齿
- 4. 下齿
- 5. 上牙龈
- 6. 硬腭
- 7. 软腭
- 8. 小舌
- 9. 舌尖
- 10. 舌面
- 11. 舌根
- 12. 鼻腔
- 13. 口腔
- 14. 咽头
- 15. 喉盖
- 16. 食道
- 17. 气管
- 18. 声带

Part 1: Chinese Pronunciation

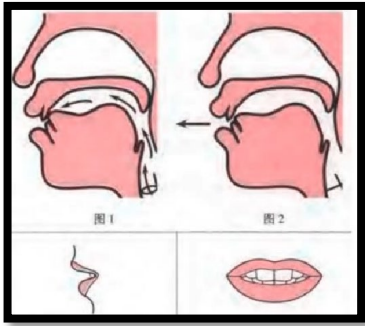
第一部分：汉语语音

Initials 声母:

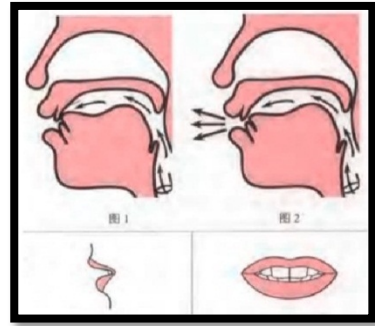
舌尖前音 Front tongue



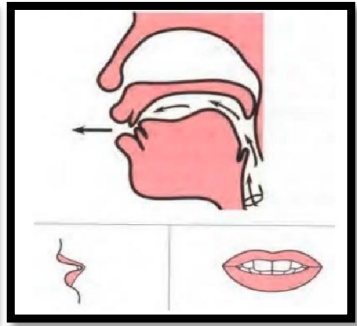
Z



C



S



Part 1: Chinese Pronunciation

第一部分：汉语语音

Initials 声母:

y

w

the same as finals:

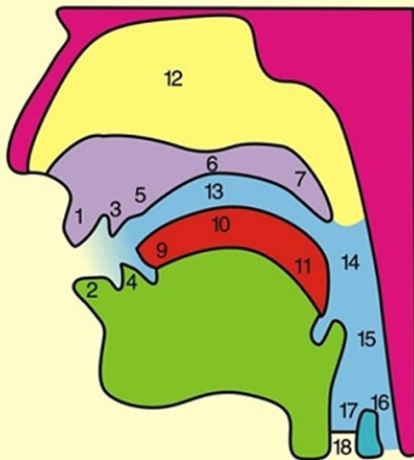
i

u

not the real initials

零声母 non initials

发音矫正口腔示意图



- 1. 上唇
- 2. 下唇
- 3. 上齿
- 4. 下齿
- 5. 上牙龈
- 6. 硬腭
- 7. 软腭
- 8. 小舌
- 9. 舌尖
- 10. 舌面
- 11. 舌根
- 12. 鼻腔
- 13. 口腔
- 14. 咽头
- 15. 喉盖
- 16. 食道
- 17. 气管
- 18. 声带

Chinese Pronunciation 汉语语音



Initials 声母:

发音部位
Pronunciation part

发音方法
Pronunciation method

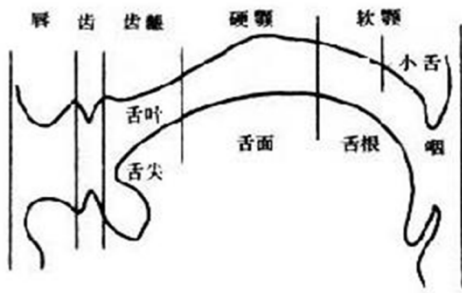


图5 口腔的各部位



(一) 分类 (按发音部位)

类别	发音部位	包括
双唇音	上下唇中部	b p m
唇齿音	上齿与下唇内侧	f
舌尖前音 (即平舌音)	舌尖与上齿背	z c s
舌尖中音	舌尖与上齿龈	d t n l
舌尖后音 (即翘舌音)	舌尖与硬腭前端	zh ch sh r
舌面前音	舌面中前部与硬腭	j q x
舌面后音	舌面后部与硬腭后部	g k h



NOW

**LET'S BEGINNING DO THE EXERCISE —
— PART 2 .**

练习 Exercise :



一、Read the initials and finals in correct intonation loudly.

b	p	m	f	a	o	e	i	u	ü	er	
d	t	n	l	ai	ei	ao	ou				
g	k	h		ia	ie	ua	uo	üe			
j	q	x		iao	iou	uai	uei				
zh	ch	sh	r	an	en	in	ün	ian	uan	üan	uen
z	c	s		ang	eng	ing	ong	iang	iong	uang	ueng
y	w										



练习 Exercise :



二、Read the initials in correct intonation as follow.

- 1. g - k f - h z - zh
b - p m - n q - c

- 2. bāoqǐ - pāoqǐ dūnxià - tūnxià qīngzǎo - qīngcǎo
gànwán - kànwán zháoshuǐ - cháoshuǐ dài jì - dài qì
zhǔlì - zǔlì yīchéng - yīcéng shāngyè - sāngyè
- 3. shūjí - shūjú gǎile - gěile kǎoshì - kǒushì
fǎnwèn - fǎngwèn shēnmíng - shēngmíng
píjiàn - píjuàn shuǐbīn - shuǐbīng yèdú - yuèdú



总结 Summary



- After studying this lesson, we knew the knowledge about Initials in Mandarin Chinese: 21+2 initials. We can know the voice system, know the way to pronunciation, and recognize the attributes and characteristics of each one. the pronounce ways and the body part to pronounce. After learning this lesson, we should can recognize all of Chinese initials and, can read them as correct pronounce as a native Chinese.





谢谢 再见

THANK YOU

GOODBYE