



มหาวิทยาลัยราชภัฏนครปฐม
NAKHON PATHOM RAJABHAT UNIVERSITY
佛统皇家大学

Faculty of Humanities and Social Sciences
人文与社会科学学院

申烨



Course code: 1573404

Course name: ศิลปะจีน

Chinese Art

中国艺术

Teacher:

Aj. Shen ye 申烨



第二课课程介绍

Introduce for Lesson 2



- **Part 1: Text study**

- In this course, I will make an overview of Chinese Painting for you. It is including the development history and cultural connotation of Chinese painting; the characteristics of different dynasty and the representative figures; the artistic characteristics and forms of art expressions. Then I will introduce the details about basic knowledge of painting a Chinese painting for you, such as Painting tools, content and classification, painting methods and characteristics. After studying this course you could know the knowledge of Chinese painting, and can get an art experience from the practice.

- **Part 2: Exercises**

- Please follow me and try your best to draw a Chinese painting;
- You can practice to draw more Chinese Painting by yourselves.





一、中国画的工具

1. The Chinese Painting tools



一、中国画的工具 The Chinese Painting tools



是中国传统绘画形式

It is a traditional Chinese painting form

毛笔蘸水、墨、彩，画于绢或纸上。

The brush is dipped in water, ink, and color, then painted on silk or paper.

工具有毛笔、墨、国画颜料、宣纸、绢等。

The tools include brush, ink, Chinese painting colors, rice paper, silk and so on.

题材：人物、山水、花鸟。

Painting themes: figures, landscapes, flowers and birds.

是“琴棋书画”四艺之一。





It is one of the four arts of "lyre-playing, chess, calligraphy and painting".

一、中国画的工具 The Chinese Painting tools



- 工具 Tools

- “笔墨纸砚”是中国古代文人不可缺少的工具，号称“文房四宝”。"Brush, ink stick, rice paper and inkstone" are indispensable tools for ancient Chinese literati, known as the "Four Treasures of the Chinese Study".



一、中国画的工具 The Chinese Painting tools



毛笔 Brush

- 中国的毛笔，硬毫用黄鼠狼尾制作，软毫用山羊胡须制作。每个人根据写字绘画的种类，以及个人习惯的不同，用的笔也不一样。羊毫柔软，狼毫刚健。
- Chinese brushes are made of weasel tail for hard hair and goatee beard for soft hair. Everyone uses different brushes according to the type of writing and painting, as well as their personal habits. The goatee beard is soft, the weasel tail is strong.






一、中国画的工具 The Chinese Painting tools

狼毫刚健

the weasel tail is strong



羊毫柔软

The goatee beard is soft



一、中国画的工具 The Chinese Painting tools

墨 ink stick、墨汁 Chinese ink

古时候的人用墨，现在大多数人用墨汁。In ancient times people used ink stick, now most people use Chinese ink.

- The ink brands shown in the pictures are more popular in China.



一、中国画的工具 The Chinese Painting tools



宣纸 Rice paper

- 中国画常用的是宣纸，水墨容易渗透，能产生丰富的笔墨变化。 Chinese painting commonly uses rice paper, because ink is easy to penetrate and can produce rich changes in brush and ink.



一、中国画的工具 The Chinese Painting tools



砚 Ink stone


- 砚是磨墨用的。The inkstone is used for grinding ink, and it can also be used for dipping ink or water of the brush.





一、中国画的工具 The Chinese Painting tools

- 其他工具 Another tools
- 如果你喜欢中国绘画，你可以按照图中所示准备更多的工具。 If you like Chinese painting, you can prepare more tools as shown in the pictures.



总结 Summary



- After studying this lesson, we can know the development history and cultural connotation of Chinese painting; the characteristics of different dynasty and the representative figures; the artistic characteristics and forms of art expressions. The details about basic knowledge of painting a Chinese painting be learned, such as Painting tools, content and classification, painting methods and characteristics. After studying this course you could know the knowledge of Chinese painting, and can get an art experience from the practice. Then you can create a Chinese Painting by yourself.



谢谢