



มหาวิทยาลัยราชภัฏนครปฐม
NAKHON PATHOM RAJABHAT UNIVERSITY
佛统皇家大学

Faculty of Humanities and Social Sciences
人文与社会科学学院

申烨



Course code: 1573404

Course name: ศิลปะจีน

Chinese Art

中国艺术

Teacher:

Aj. Shen ye 申烨



第三课课程介绍

Introduce for Lesson 3



- **Part 1: Text study**

- In this course, I will make an overview of Chinese Calligraphy for you. It is including definition of Chinese calligraphy, aesthetic characteristics, development history, representative characters, font classification and characteristics, etc. Then I will introduce the details of writing Chinese Calligraphy, such as tools, content, painting methods and skills. Finally, I will teach you how to write Chinese Calligraphy, then you can practice to write Chinese Calligraphy by yourselves. After studying this course you could know the knowledge of Chinese Calligraphy, and can get an art experience from the practice.

- **Part 2: Exercises**

- Pleases prepare all of the tools of next classes for writing Chinese Calligraphy.
- Pleases try to write the Calligraphy of Regular Script by yourself.



中国书法 Chinese Calligraphy

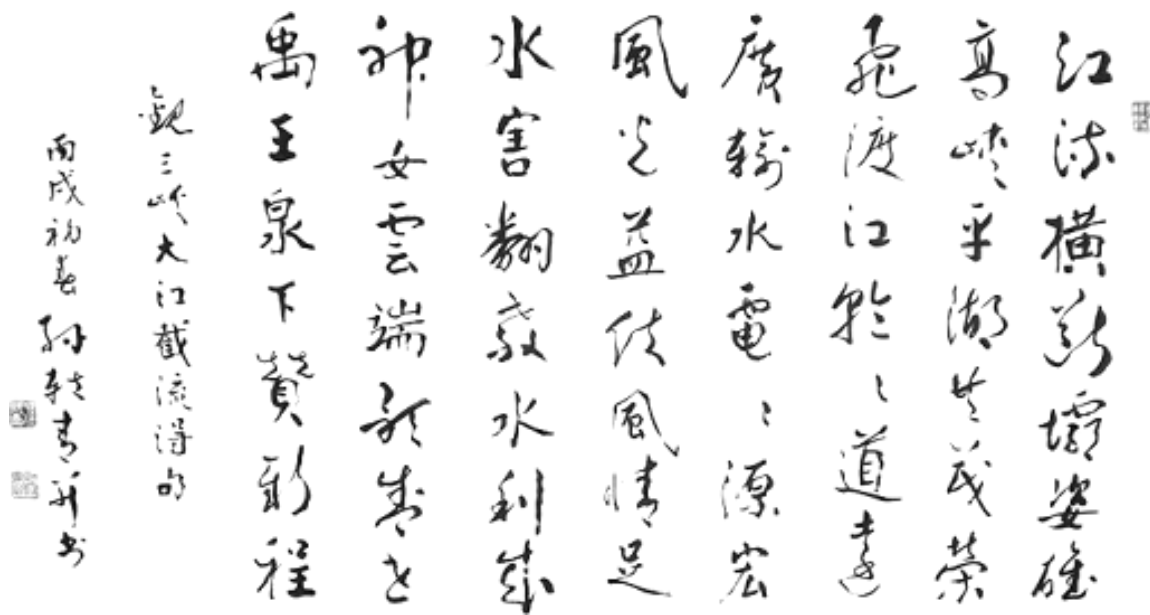


什么是中国书法？

中国书法是一门古老的汉字的书写艺术，书法在中国不同时期有着不同的字体，每一种字体都散发着艺术的魅力。汉字是中国书法中的重要因素。

What is Chinese calligraphy?


Chinese calligraphy is an ancient art of writing Chinese characters. Calligraphy has different fonts in different periods in China, and each font exudes artistic charm. We can say Chinese characters are the important element in Chinese calligraphy.



中国书法 Chinese Calligraphy




- 书法之美 Aesthetics of Chinese Calligraphy
- 左右要对称、四面要均衡
- The left and right should be symmetrical, and the blank parts on the four sides should be balanced



中国书法 Chinese Calligraphy



中国书法 Chinese Calligraphy



中国书法 Chinese Calligraphy

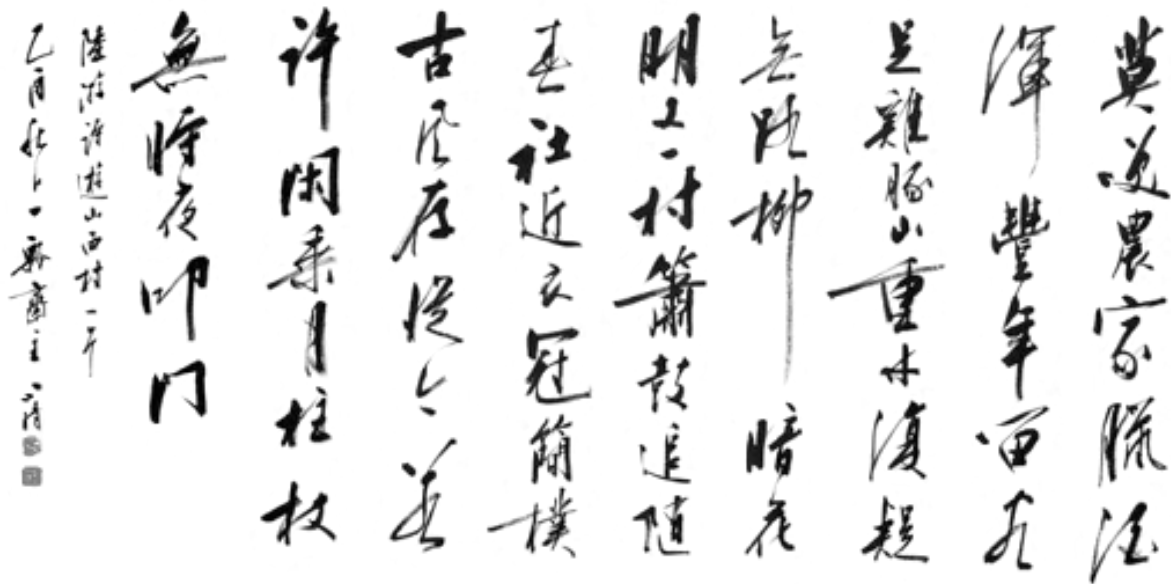


书写中国书法的关键要素

- 注意布局的**对称和均衡**。
- 三个基本要素：**用笔、结字、章法**的规律性。
- 中国书法注重**线条的组织**，笔画的**起止变化**。

Key Elements of Writing Chinese Calligraphy

- Pay attention to the **symmetry and balance** of the layout.
- Three basic elements: the use of brush, the way to complete the last Chinese stroke, and the **regularity of the rules**.
- Chinese calligraphy pays attention to the **organization of lines** and the **change of the beginning and end of strokes**.



中国书法艺术的历史发展


The historical development of Chinese calligraphy art



1 先秦书法 Chinese Calligraphy in Pre-Qin Dynasty



- 我国最早的汉字，是约公元前14至11世纪的甲骨文。当时已经具有了书法美感，比如：线条、对称、变化以及章法、风格等。
- The earliest Chinese characters are oracle bone inscriptions which come from the 14th to the 11th century BC. At that time, it already had the aesthetic feeling of calligraphy, such as: lines, symmetry, changes, and rules and styles.
- 1) 殷商甲骨文 The Oracle bone inscriptions in the Shang period



1 先秦书法 Chinese Calligraphy in Pre-Qin Dynasty




- 2) 西周 大盂鼎铭文
- Great Yu Tripod in the western Zhou dynasty
- 3) 东周 石鼓文
- The inscriptions on drum-shaped stone blocks of the Warring States Period



2 秦代书法 Chinese Calligraphy in Qin Dynasty




- 秦始皇统一全国文字，使之整齐化一，这在中国文化史上是一伟大功绩。
- Qin Shihuang unified the whole country's writing and made it uniform, which is a great achievement in the history of Chinese culture.
- 秦统一后的文字是小篆。
- After unification, the script of Qin dynasty was Small Seal Script.



3 汉代书法 Chinese Calligraphy in Han Dynasty



- 隶书是汉代普遍使用的书体。
- Clerical Script was a script commonly used in the Han Dynasty.
- 隶书为汉字确定了方块字的基本形态。
- Clerical Script determines the basic form of square characters for Chinese characters.





4 魏晉書法 Chinese Calligraphy in Wei and Jin Dynasty

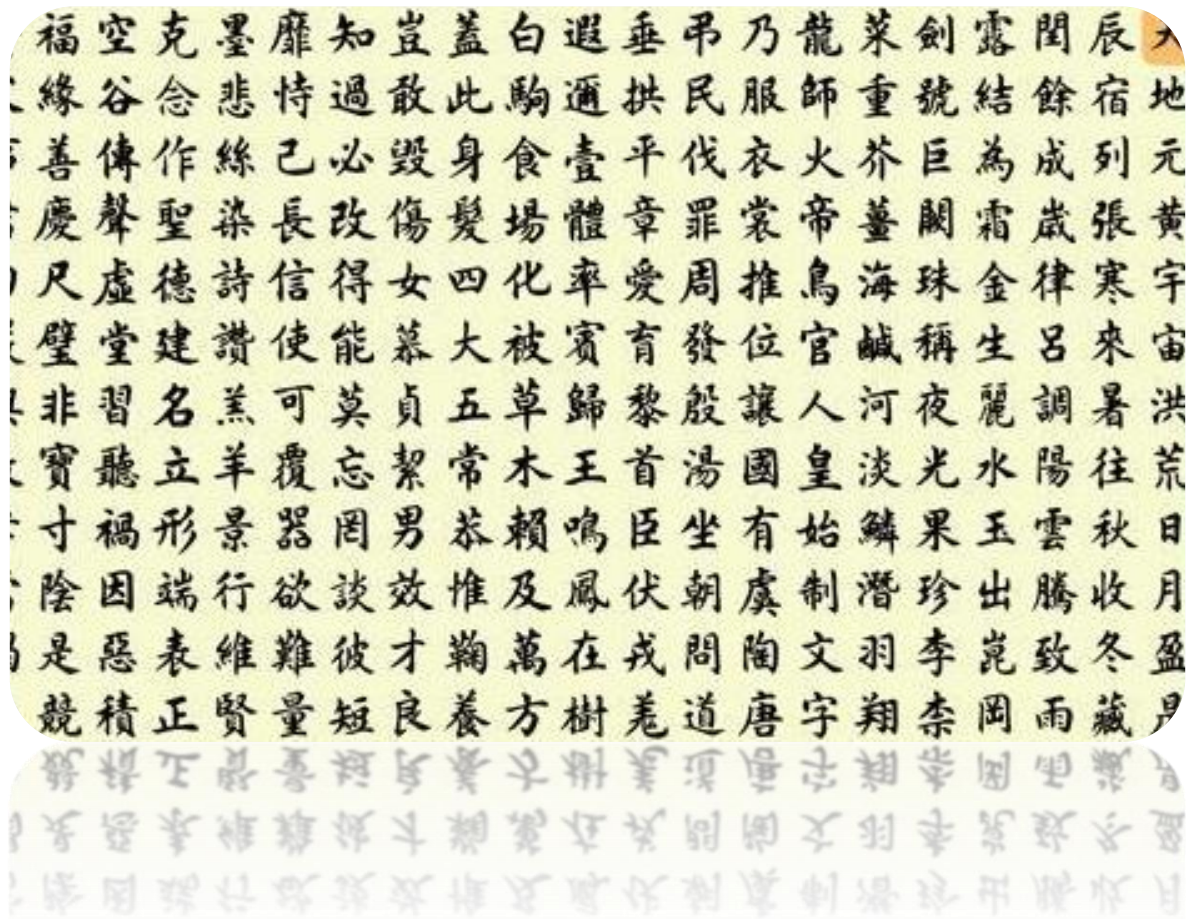
- 魏晉時期，中國書法除了隸書，還出現了行書、草書的字体。
- During the Wei and Jin Dynasties, in addition to Clerical Script, Chinese calligraphy also appeared in Semi-cursive Script and Cursive Script.



5 南北朝书法 Chinese Calligraphy in Southern and Northern Dynasties



- 南北朝时期，开始有了楷书。
- During the Northern and Southern Dynasties, regular script began to appear.



6 唐代书法 Chinese Calligraphy in Tang Dynasty



- 唐代文化博大精深、辉煌灿烂，达到了中国封建文化的最高峰。书法在唐代得到了发展，出现了很多著名书法家。
- The culture of the Tang Dynasty was extensive, profound, brilliant and splendid, reaching the peak of Chinese feudal culture. Calligraphy developed in the Tang Dynasty, and many famous calligraphers appeared.

6 唐代书法 Chinese Calligraphy in Tang Dynasty



- 1. 欧阳询 Ou Yangxun



- 2. 颜真卿 Yan Zhenqing



6 唐代书法 Chinese Calligraphy in Tang Dynasty



- 唐代以后，各种字体均得到了发展。
- After the Tang Dynasty, the different script have been developed.
- 到了现代，楷书成为了现代通行的汉字手写正体字。楷书笔画分明，笔形规整，结构端庄，字形方正，是汉字的标准字体。
- In modern times, regular script has become the common handwritten Chinese character. Regular script has distinct strokes, regular strokes, dignified structure, and square shape. It is the standard script of Chinese characters.

中国书法艺术的字体

The scripts of Chinese Calligraphy





- 什么是书法字体？ What is the calligraphy script?
- 书法字体，就是书法风格的分类。书法字体，传统讲共有篆书字体、隶书字体、草书字体、楷书字体、和行书字体五种。
- Chinese Calligraphy script are the classification of calligraphy styles. Traditionally, there are five types of calligraphy scripts: seal script, clerical script, cursive script, regular script, and Semi-cursive Scrip.



五种中国书法字体 The five scripts of Chinese Calligraphy

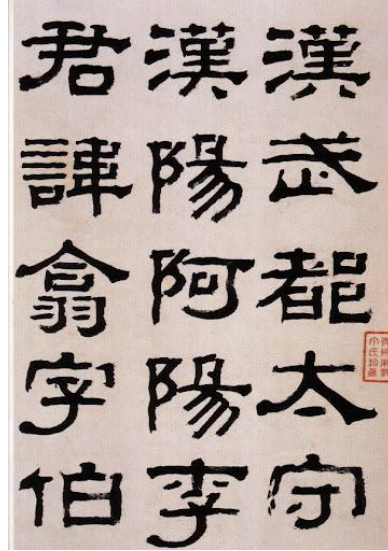
篆书字体

- seal script




隶书字体

- clerical script



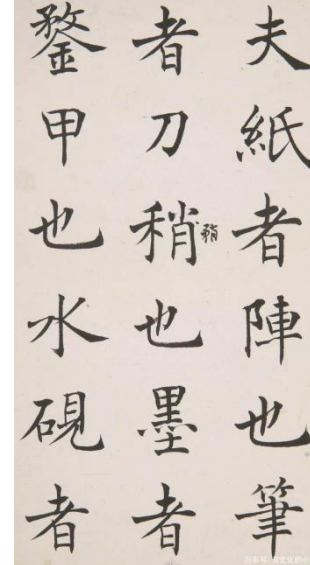
草书字体

- cursive script



楷书字体

- regular script



行书字体

- Semi-cursive Script



中国书法字体 The scripts of Chinese Calligraphy



- 篆书字体 seal script

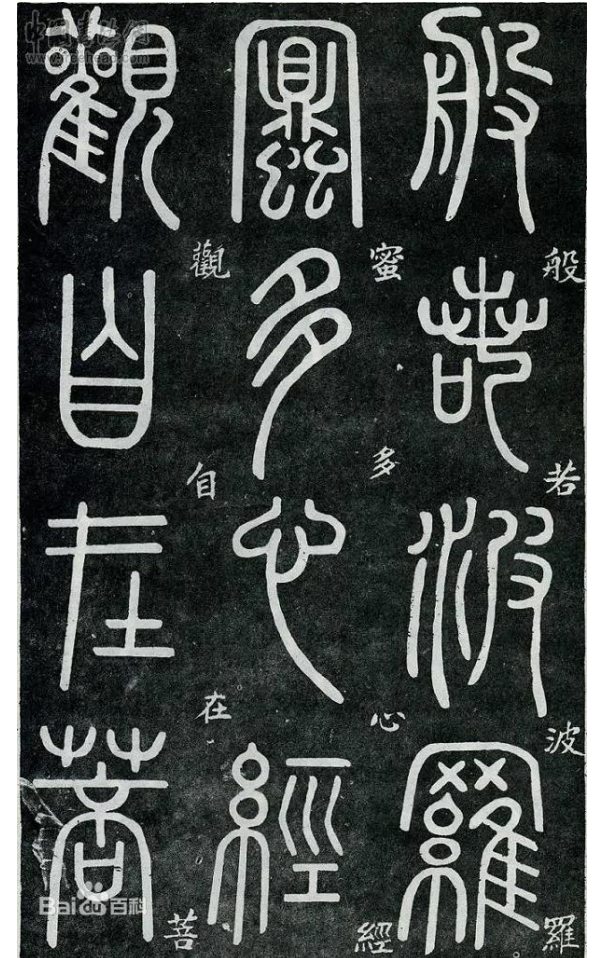
- 篆书的基本特点: The basic characteristics of seal script:

- 1. 由事物形象确定意义的图像文字

- Image text whose meaning is determined by the image of things

- 2. 整体平正，横平，竖直，形体大小均匀，体势以圆为主，方中有圆。

- The overall body is flat, horizontal and vertical, the body size is uniform, the body posture is mainly round, and there are circles in the square.



五种中国书法字体 The five scripts of Chinese Calligraphy




- 隶书字体clerical script
- 隶书的特点: features of clerical script:
 - 字形扁方左右舒展
 - Font shape flat square stretch left and right
 - 横画长而竖画短
 - Horizontal drawing is long and vertical drawing is short



五种中国书法字体 The five scripts of Chinese Calligraphy



- 草书字体 cursive script
- 草书是为书写简便在隶书基础上演变出来的。Cursive script evolved on the basis of clerical script for the convenience of writing.
- 草书的特点是结构简省、笔画连绵。
- Cursive script is characterized by simple structure and continuous strokes.



五种中国书法字体 The five scripts of Chinese Calligraphy



- 楷书字体 regular script
- 楷书更趋简化，横平竖直。Regular script is more simplified, horizontal and vertical.
- 楷书的特点在于规矩整齐，是字体中的楷模，所以称为楷书，一直沿用至今。
- Regular script is characterized by neat rules and is a model in the font, so it is called regular script, which has been used until now.

低 举 疑 床
头 头 是 前
思 望 地 明
故 明 上 月
乡 月 霜 光

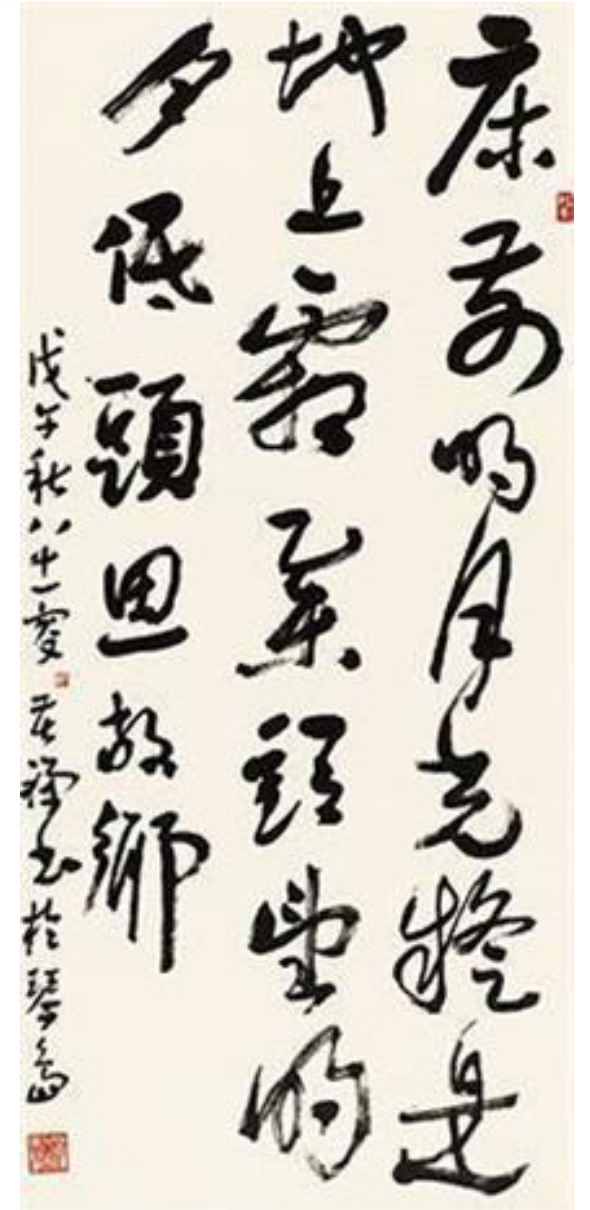
静夜思
李白

五种中国书法字体 The five scripts of Chinese Calligraphy



- 行书字体 Semi-cursive Scrip

- 行书，它在楷书的基础上发展，是介于楷书、草书之间的一种字体。Semi-cursive Scrip script, which is developed on the basis of regular script, is a font between regular script and cursive script.





总结 Summary

- After studying this lesson, we can know the definition of Chinese calligraphy, aesthetic characteristics, development history, representative characters, font classification and characteristics, etc. And know the details of writing Chinese Calligraphy, such as tools, content, painting methods and skills. Finally you can practice to write Chinese Calligraphy by yourselves. After studying this course you could know the knowledge of Chinese Calligraphy, and can get an art experience from the practice.



谢谢