



มหาวิทยาลัยราชภัฏนครปฐม
NAKHON PATHOM RAJABHAT UNIVERSITY
佛统皇家大学

Faculty of Humanities and Social Sciences
人文与社会科学学院

申烨



Course code: 1573404

Course name: ศิลปะจีน

Chinese Art

中国艺术

Teacher:

Aj. Shen ye 申烨



第四课课程介绍

Introduce for Lesson 4



• Part 1: Text study

- In this course, I will make an overview of Chinese Paper-cutting for you. It is including development history and cultural connotation of Chinese Paper-cutting; the characteristics of different dynasty and the representative figures; and forms of art expressions. Then I will introduce the details about making a Paper-cutting for you, such as tools, content and classification, cutting methods and skills. Finally, I will teach you how to make a Chinese Paper-cutting.

➤ Part 2: Exercises

- Pleases practice to make a Chinese Paper-cutting by yourselves.
- Enjoy the art experience from the practice.





NOW

LET'S BEGINNING STUDY

PART 1.

什么是中国剪纸？ What is Chinese paper cutting?



- 中国剪纸是一种民间艺术； Chinese paper-cut is a kind of folk art;
- 用剪刀或刻刀在纸上剪刻花纹，用于装点生活或配合其他民俗活动； It use scissors or a knife to cut patterns on paper to decorate life or cooperate with other folk activities;
- 表达了人民的道德观念、实践经验、生活理想和审美情趣。 It expresses the moral concept, practical experience, life ideal and aesthetic taste of the people.





一、中国剪纸艺术的历史发展


The historical development of Chinese paper-cut



1 先唐 Before Tang Dynasty




- 中国于西汉时代（公元前6世纪）发明了纸（การประดิษฐ์กระดาษ）。China invented paper in the Western Han Dynasty (6th century BC).
- 随后，中国最早的剪纸出现于北朝时期。Subsequently, the earliest paper-cutting in China appeared in the Northern Dynasty.
- 左图为考古发现的北朝剪纸文物碎片，右图为复原的剪纸。The picture on the left is a fragment of the Northern Dynasty paper-cut relics discovered by archaeology, and the picture on the right is the restored paper-cut.



2 唐代 Tang Dynasty



- 唐代剪纸已处于大发展时期，剪纸手工艺术水平已极高，画面构图完整，表达一种天上人间的理想境界。Paper-cutting in the Tang Dynasty was already in a period of great development. The level of paper-cutting craftsmanship was extremely high, and the composition of the picture was complete, expressing an ideal state of heaven and earth.



菩萨立像(纸本墨画剪纸 唐 30.5X19.2)

3 宋代 Song Dynasty



- 宋代造纸业（อุตสาหกรรมกระดาษ）成熟，纸品名目繁多，为剪纸的普及提供了条件。剪纸成为民间的装饰。还将剪纸作为陶瓷的花样。The papermaking industry in Song Dynasty was mature and there were many kinds of paper products, which provided the conditions for the popularization of paper-cutting. Paper-cuts have become folk decorations. Paper-cuts are also used as patterns for ceramics.



4 明清 Ming and Qing Dynasties



- 明清时期剪纸手工艺艺术达到鼎盛。民间剪纸手工艺艺术的运用范围更为广泛，剪纸图案作为装饰，用于灯的花饰，扇面的纹饰，刺绣（เย็บปักถักร้อย）的花样。During the Ming and Qing Dynasties, the art of paper-cutting reached its peak. The folk art of paper-cutting is more widely used. Paper-cut patterns are used as decorations, flower decorations for lamps, fan decorations, and embroidery patterns.
- 中国民间常常将剪纸作为装饰家居的饰物，美化居家环境，如窗花等。Chinese folk often use paper-cuts as home decorations to beautify the home environment, such as Window blossoms.



5 近现代



- 以现实生活为题材的剪纸开始出现。儿童、歌舞等也成为剪纸的题材。 Paper-cuts with real life as the theme began to appear. Children, singing and dancing have also become the subject of paper-cutting.
- 剪纸艺术存在于各种民俗活动中，是中国民间历史文化内涵最为丰富的艺术形态之一。 Paper-cut art exists in various folk activities and is one of the art forms with the richest connotations of Chinese folk history and culture.





二、中国剪纸艺术的分类

Classification of Chinese paper-cut art





中国剪纸艺术的分类 Classification of Chinese paper-cut art:

单色剪纸 monochrome paper cutting

彩色剪纸 Colored paper-cut


立体剪纸 Three-dimensional paper-cut



1 单色剪纸 Monochrome paper cutting



- 单色剪纸是剪纸中最基本的形式，由红色、绿色、黑色、金色等各种颜色剪成，主要用于窗花装饰和刺绣的底样。折叠剪纸是单色剪纸的表现形式之一。 Monochrome paper cutting is the most basic form of paper-cuts. It is cut from various colors such as red, green, black, and gold. It is mainly used for window decoration and embroidery. Folding paper-cut is one of the manifestations of monochrome paper cutting.



折叠剪纸



剪影



撕纸

1 单色剪纸 Monochrome paper cutting



- 折叠剪纸是即经过不同方式折叠剪制而成的剪纸。
Folding paper-cuts are paper-cuts that are folded and cut in different ways.
- 折叠剪纸折法简明，制作简便，省工省时，造型概括而有一定变形，尤其适于表现结构对称的形体和对称的图式，如人、动物、几何图形、花卉、景物、器具等。
Folding paper-cuts' folding method is concise, easy to make, labor-saving and time-saving, and the shape is generalized and has certain deformation, especially suitable for expressing symmetrical structures and symmetrical patterns, such as people, animals, geometric figures, flowers, scenery, utensils, etc.
- 折叠剪纸是最重要的中国剪纸之一。Folding paper cutting is one of the most important Chinese paper cuttings.



2 彩色剪纸 Colored paper-cut



- 彩色剪纸的形式和技法很多，有自己的特色和独到之处，色彩鲜艳。
There are many forms and techniques of colored paper-cut, with their own characteristics and uniqueness, and bright colors.



3 立体剪纸 Three-dimensional paper-cut



- 立体剪纸既可是单色，也可是彩色的。它是一种近于雕塑、浮雕的新型剪纸。
Three-dimensional paper-cut can be either monochrome or color. It is a new type of paper-cut that is close to sculpture and relief.



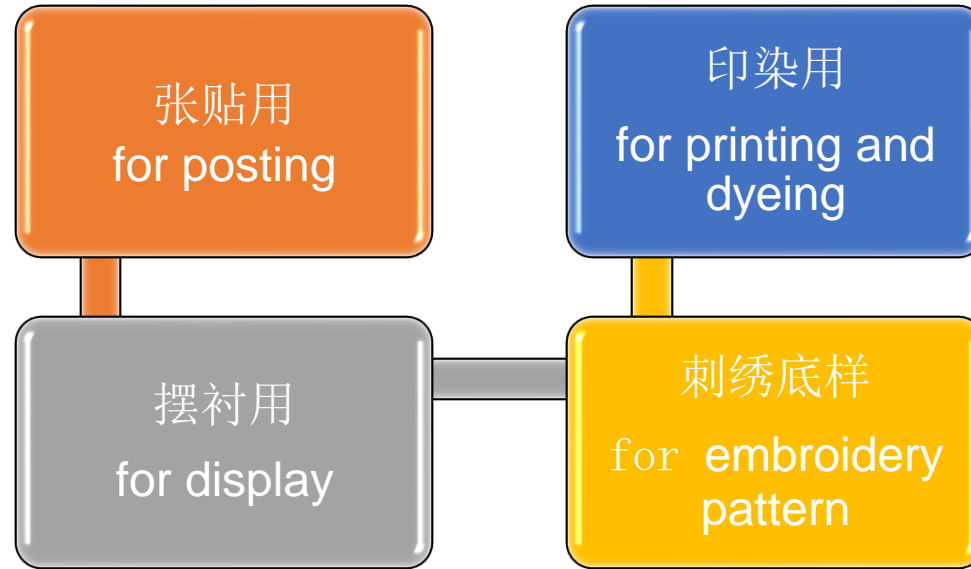


三、中国剪纸的用途

Uses of Chinese paper cutting



剪纸的用途 Uses of Chinese paper cutting



1 张贴用 for posting




- 直接张贴于门窗、墙壁、灯彩、彩扎之上以为装饰。It can be directly posted on doors and windows, walls, lanterns, and colored bars for decoration.



2 摆衬用 for display



- 用于点缀礼品、嫁妆、祭品、供品。 Used to embellish gifts, dowries, offerings.



3 刺绣底样 for embroidery pattern



- 用于衣饰、鞋帽、枕头中刺绣花纹的样本。 Samples for embroidery patterns in clothing, shoes and hats, pillows.



4 印染用 for printing and dyeing




- 作为蓝印花布的印版，用于衣料，被面、门帘、包袱、围兜、头巾等。As a printing plate of blue calico, it is used for clothing, quilt, door curtain, burden, bib, scarf, etc.





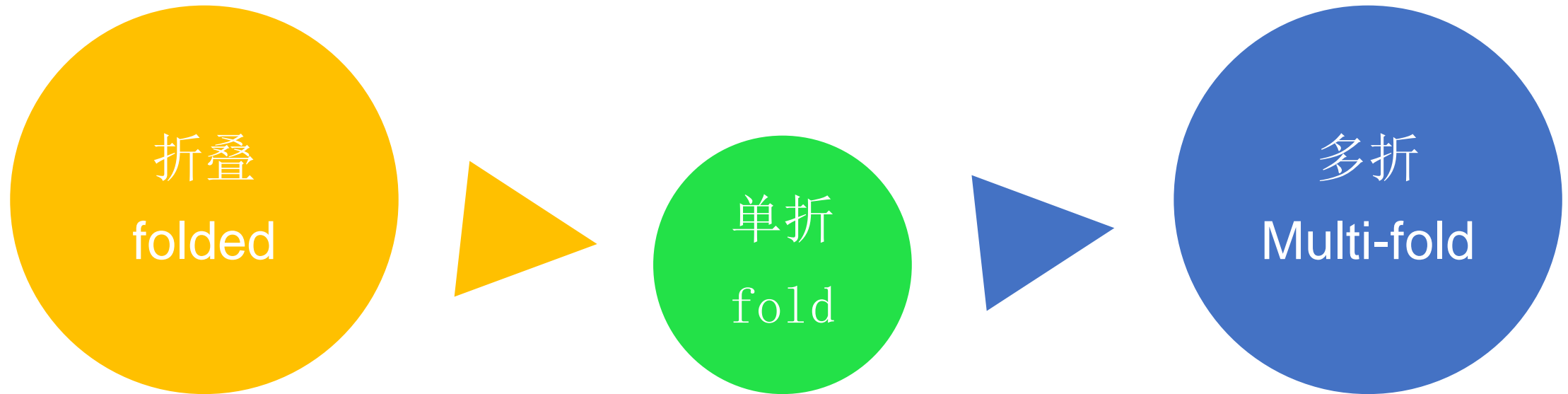
四、中国剪纸的方法技巧

Chinese paper cutting methods and skills





单色剪纸的方法技巧 Methods and skills of monochrome paper cutting



折叠剪纸folded paper cut




- 工具：正方形薄纸、剪刀、铅笔、橡皮擦 Tools: square paper, scissors, pencil, eraser
- 折叠剪纸可以是对折，也可以是多次折叠，然后再进行勾画，最后进行剪切。折叠的次数越多，图案越复杂。如下： Folded paper-cuts can be folded in half, or folded multiple times, then sketched, and finally cut. The more folds there are, the more complex the pattern becomes. as follows:

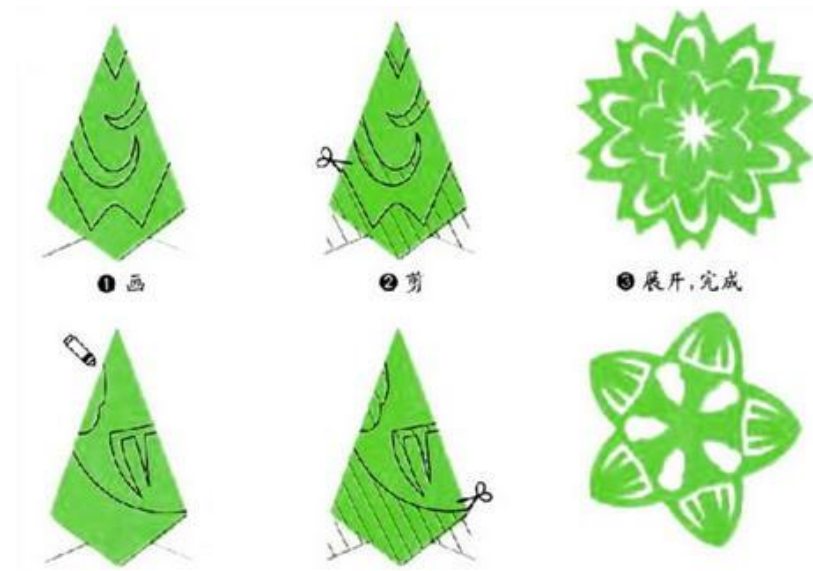
- 对折Fold



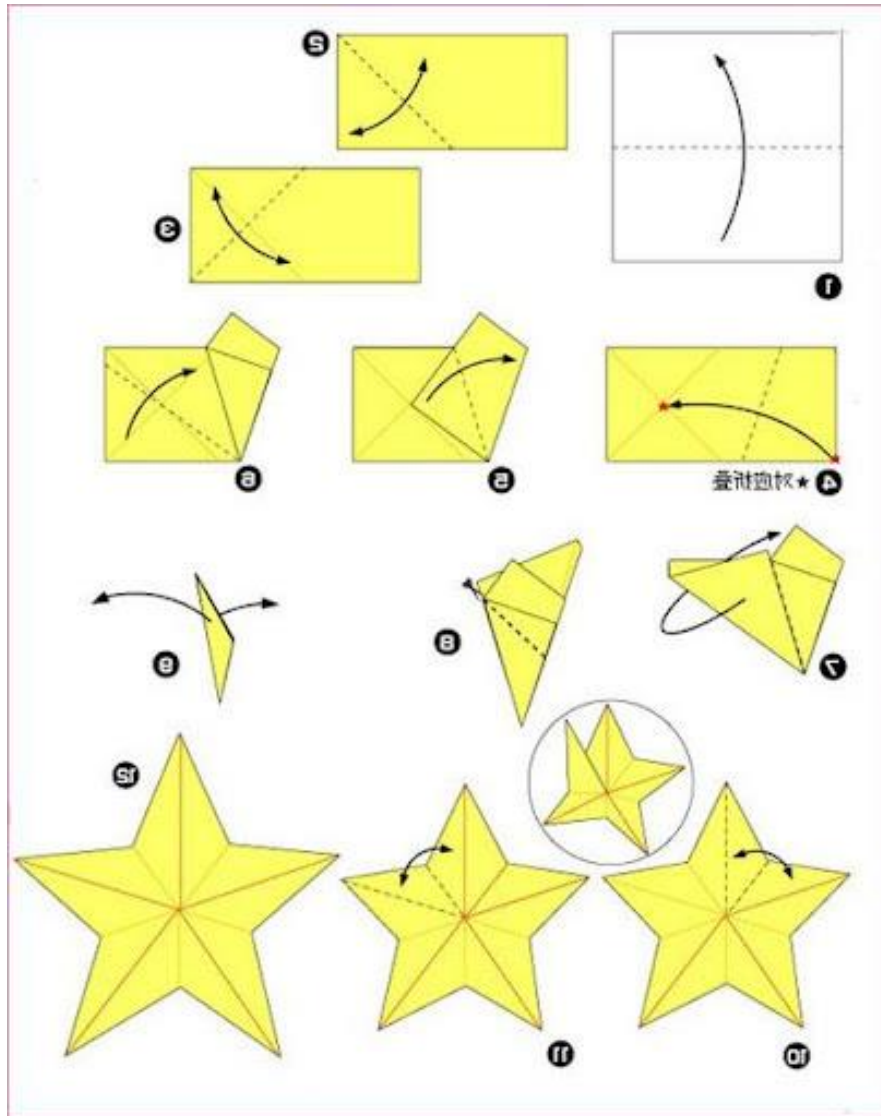
- 三折Triple fold





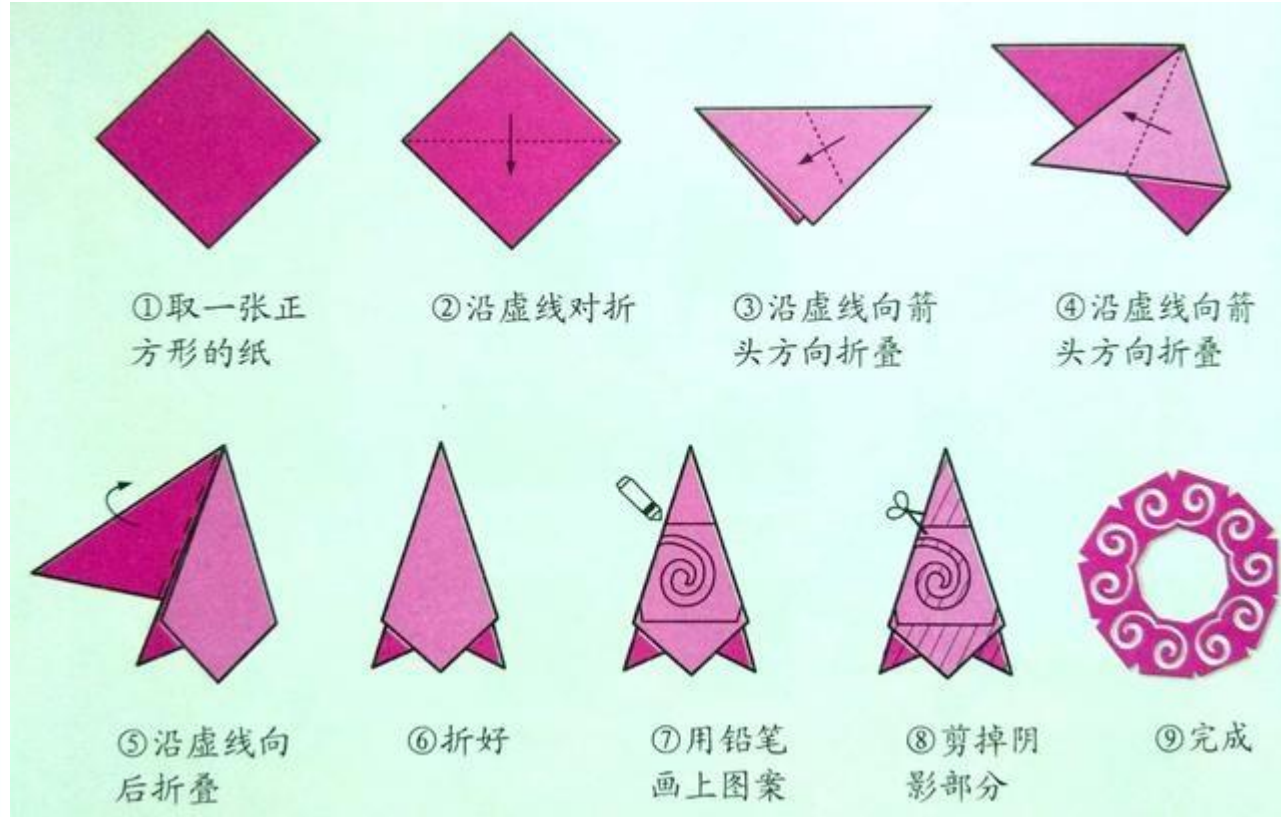
- 四折Quadruple fold



- 五折fivefold



六折Sixfold



总结 Summary



- After studying this lesson, we can know the development history and cultural connotation of Chinese Paper-cutting; the characteristics of different dynasty and the representative figures; and forms of art expressions. Know the way to making a Paper-cutting including tools, content and classification, cutting methods and skills. Finally you can practice to make a Chinese Paper-cutting by yourselves. After studying this course you could know the knowledge of Chinese Paper-cutting, and can get an art experience from the practice.

