





มหาวิทยาลัยราชภัฏนครปฐม  
NAKHON PATHOM RAJABHAT UNIVERSITY  
佛统皇家大学

Faculty of Humanities and Social Sciences  
人文与社会科学学院

申烨



Course code: 1573404

Course name: ศิลปะจีน

Chinese Art

中国艺术

Teacher:

Aj. Shen ye 申烨



# 第六课课程介绍

## Introduce for Lesson 6



### • Part 1: Text study

- In this course, I will make an overview of Chinese Music for you. It is including the development history and cultural connotation; the characteristics and the representative figures; the artistic characteristics and forms of art expressions. Then I will introduce the details about basic knowledge of Chinese National Instrument for you, such as tools, content and classification, playing methods and skills. Finally, I will teach you how to Play Chinese National Instrument —— Hulusi. After studying this course you could know the knowledge of Chinese Music and can get an art experience from the practice.

### ➤ Part 2: Exercises

- Pleases Sing a Chinese song with me.
- Pleases try to play the Chinese National Instrument —— Hulusi by yourself.






**LET'S STUDY THE WORDS AND  
SENTENCE FIRST.**

# 生词 WORDS



1	音乐	yīnyuè	Music
2	器乐	qìyuè	Instrumental music
3	声乐	shēngyuè	Vocal music
4	礼仪	lǐyí	ritual, etiquette
5	汉族	Hànzú	Han nationality
6	少数民族	shǎoshù mínzú	Chinese minority
7	宗教	zōngjiāo	religious
8	传统	chuántǒng	traditional
9	戏曲	xìqǔ	opera
10	摇滚	yáoɡǔn	rock





# 句子 Sentences

黑色是手指按住小孔，白色是手指放开小孔。

Black is the finger pressing the hole, white is the finger releasing the hole.

We can use this sentence to introduce the way to play a instrument.

全按为5的指法

	7孔	6孔	5孔	4孔	3孔	2孔	1孔	
3	●	●	●	●	●	●	●	轻缓
5	●	●	●	●	●	●	●	加急
6	●	●	●	●	●	●	○	较急
7	●	●	●	●	●	○	○	较急
1	●	●	●	●	○	○	○	较急
2	●	●	●	○	○	○	○	适中
3	●	●	○	○	○	○	○	适中
4	●	○	○	○	○	○	○	较轻
5	●	○	○	○	○	○	○	轻
6	○	○	○	○	○	○	○	轻弱



谢谢 再见

THANK YOU

GOODBYE