



มหาวิทยาลัยราชภัฏนครปฐม



4172701 Adult Nursing 1

JUTATIP TEPSUWAN
MSN,RN
Faculty of Nursing, NPRU

Learning outcomes



- Describe patients with abnormalities in the gastrointestinal system.
- Describe Pathology, signs and symptoms of patients with abnormalities in the gastrointestinal system.
- Describe treatment in patients with abnormalities in the gastrointestinal system.
- Describe nursing diagnosis and nursing care in patients with abnormalities in the gastrointestinal system.

Gastrointestinal disorders: overview

GI disease

- CA esophagus
- gastric ulcer
- UGIB
- PU Perforate
- gastroesophageal reflux
- Appendicitis
- Peritonitis
- intestinal diverticulum
- GI obstruction
- hernia

procto disease

- ulcerative colitis
- CA colon
- anal fistula
- hemorrhoid

Gastrointestinal disorders



มหาวิทยาลัย
ราชภัฏนครปฐม

Part 2 GI disorders

acute appendicitis

Appendicitis is thought to result from obstruction of the appendiceal lumen, typically by lymphoid hyperplasia but occasionally by a fecalith, foreign body, tumor, or even worms

Symptoms

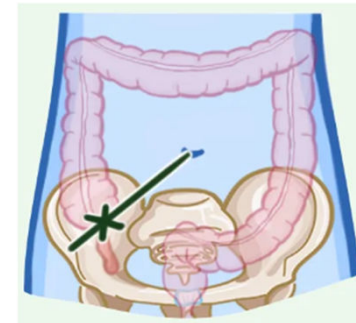
- Epigastric or periumbilical pain
- nausea, vomiting, and anorexia
- After a few hours, the pain shifts to the right lower quadrant

Signs

Right lower quadrant direct and rebound tenderness located at the McBurney point,
Low-grade fever

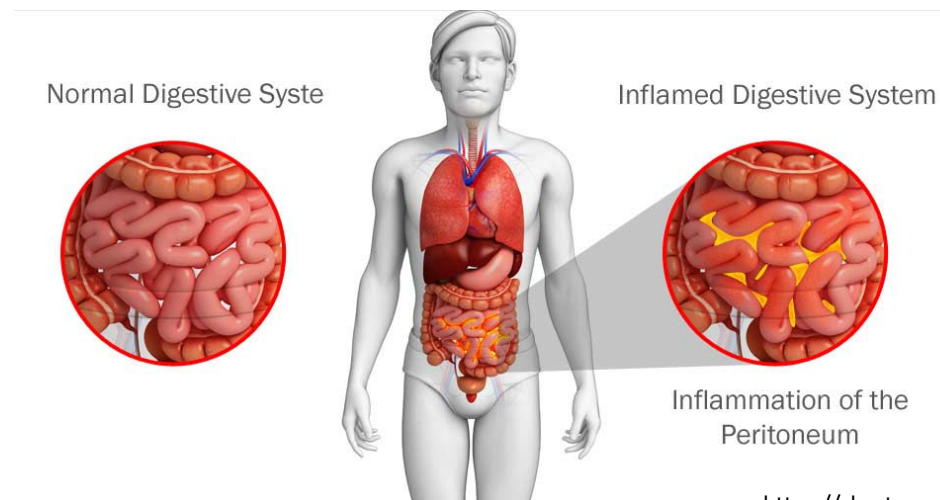
Treatment

- appendectomy
- IV fluids and antibiotics



peritonitis

- Peritonitis is inflammation of the peritoneum.
- The tissues can become inflamed if they're exposed to irritating or infected body fluids.
- This usually happens when something inside leaks or breaks.
- Infection is the most common cause of peritonitis, and it can be very dangerous.

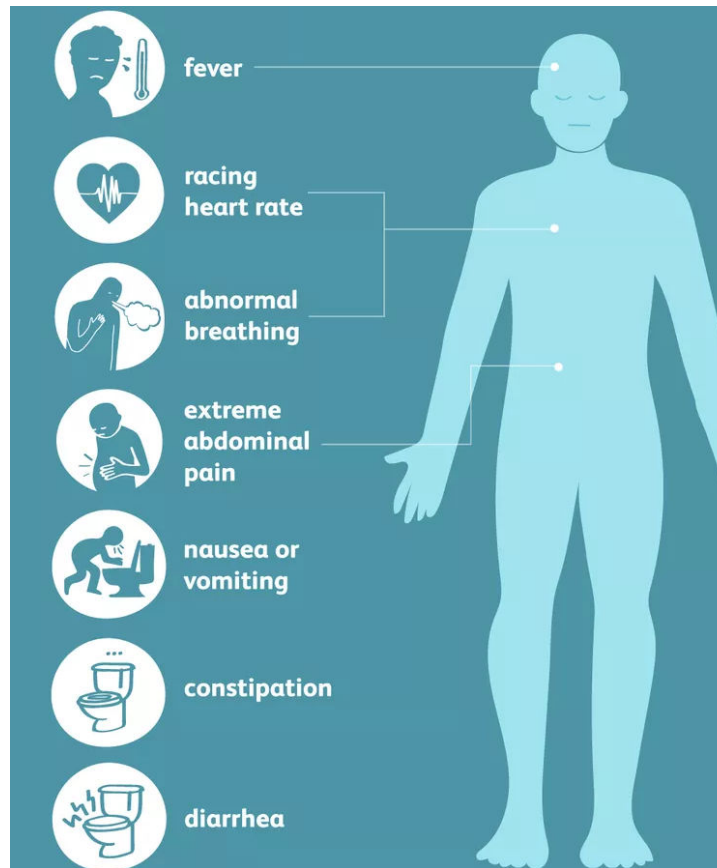


peritonitis

types of peritonitis

- Primary infection
 - Spontaneous bacterial peritonitis: ascites.
 - Primary infection: insert to peritoneal cavity by medical instruments
- Secondary infection: perforated, ruptured, Trauma, surgery

Sign&symptoms

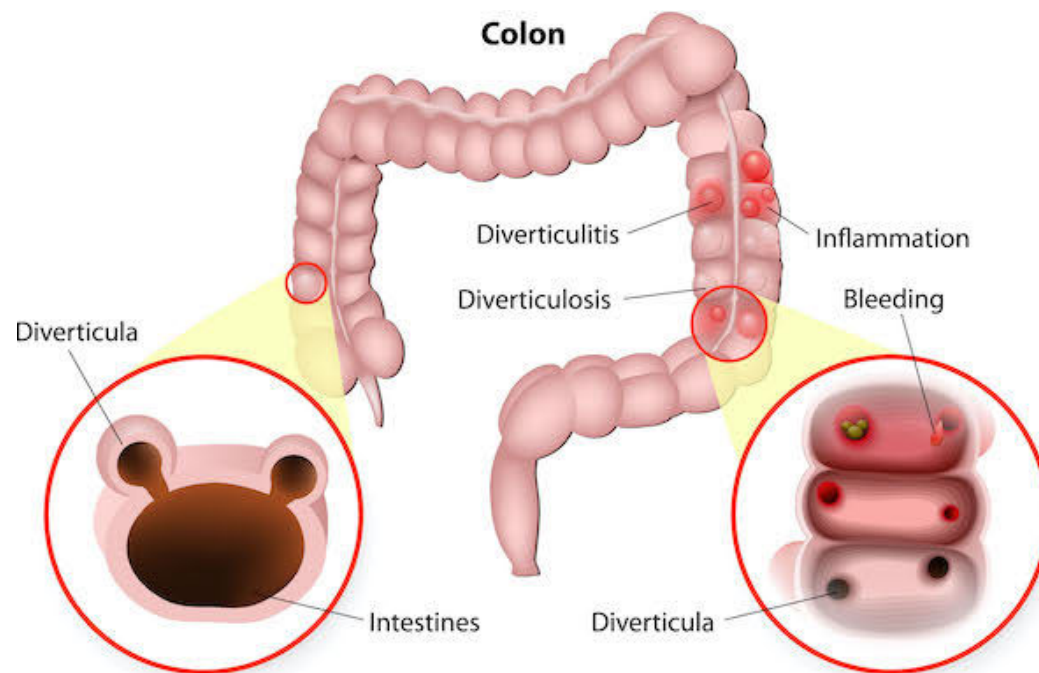


Treatment

- Antibiotics.
- Surgery.
- Other treatments.
 - Pain medications.
 - intravenous fluids.
 - Oxygen.
 - blood transfusion.

intestinal diverticulum

Diverticula are small, bulging pouches that can form in the lining of your digestive system. They are found most often in the lower part of the large intestine.



intestinal diverticulum

Symptoms

- Pain
- Nausea and vomiting.
- Fever.
- Abdominal tenderness.
- Constipation or, less commonly, diarrhea

Treatment

- Antibiotics
- pain medications.
- Endoscopic procedures
- Surgery
- Lifestyle change

Symptoms



fever



lack of appetite



nausea and
vomiting



constipation



gas and bloating

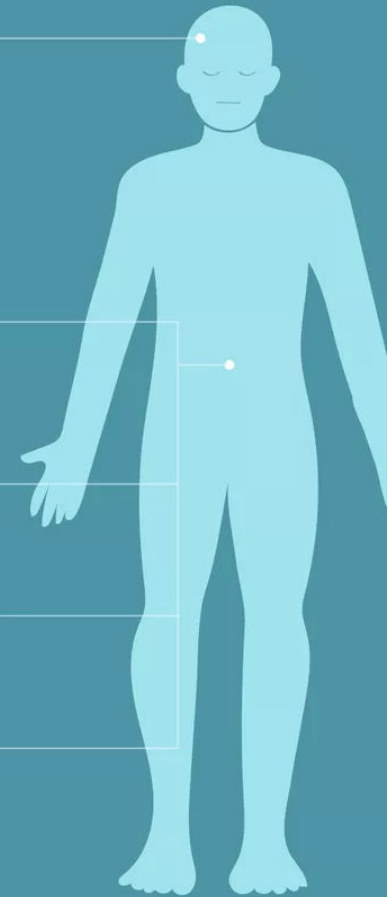


abdominal pain
and cramping



chills

<https://short.npru.ac.th/b53>



GI obstruction

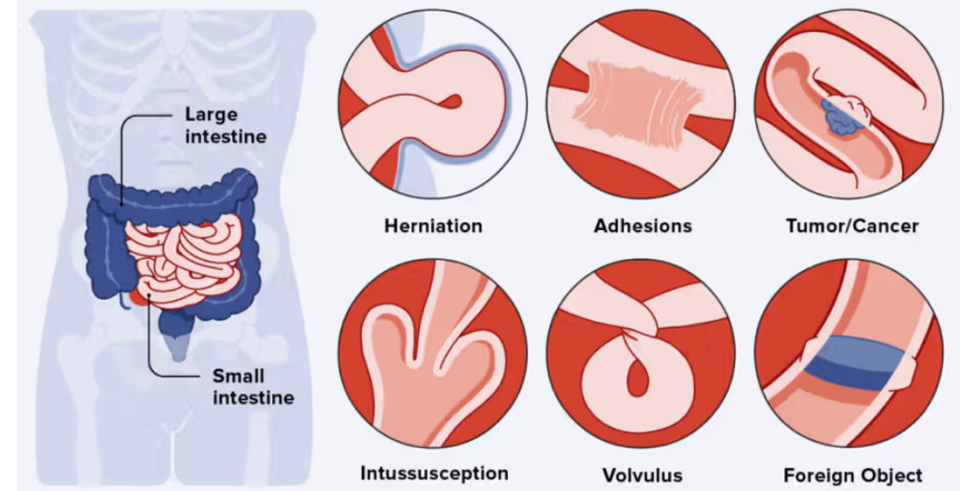
A bowel obstruction is a partial or complete blockage of either of small intestine or large intestine.

Types of bowel obstruction

- Complete: A total blockage in the affected part of your intestine.
- Partial: A partial blockage or narrowing of the affected part.
- Pseudo: A "false" obstruction

causes

- Abdominal adhesions
- Hernias
- Cancerous tumors
- IBD
- Diverticulitis
- Intussusception
- Volvulus
- Radiation therapy
- Ingesting a foreign object



GI obstruction

Symptoms

- Abdominal pain, cramping or bloating.
- Nausea and vomiting.
- Lack of appetite.
- feeling of illness
- Diarrhea
- dehydration.
- Severe constipation

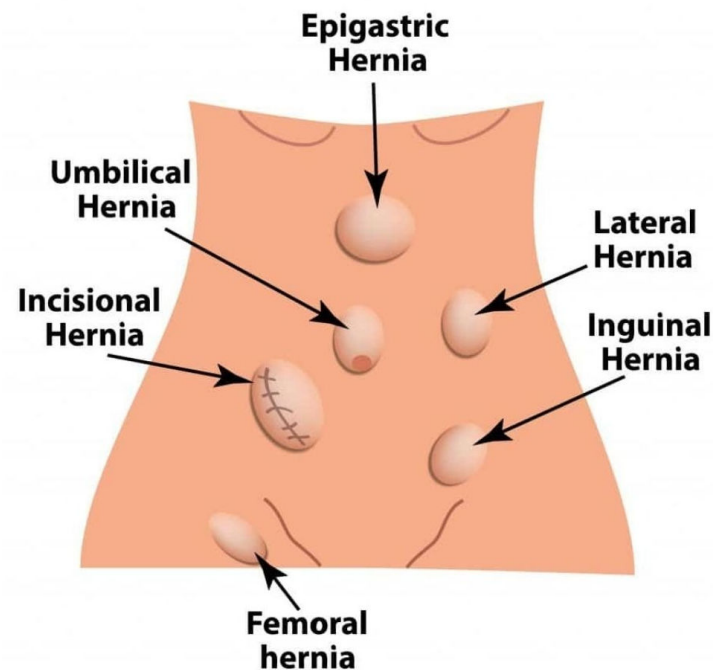
Symptom	Small Bowel Obstruction	Large Bowel Obstruction
Pain	Intermittent, colicky Improves with vomiting	Continuous
Vomiting	Frequent Large-volume Bilious	Intermittent Feculent
Tenderness to palpation	More focal	More diffuse
Distention	Less marked	Marked with obstipation

Treatment

- Intravenous (IV) fluids
- Nasogastric tube
- Medications: anti-emetics, pain relievers
- Bowel rest: NPO
- Surgery

hernia

- A hernia occurs when part of body insides bulges through an opening or weakness in the muscle or tissue that contains it.
- Most hernias involve one of your abdominal organs pushing through one of the walls of your abdominal cavity.



hernia



risk factors

- heavy lifting
- chronic cough
- Chronic constipation
- A history of abdominal or pelvic surgery.
- Pregnancy, especially repeat pregnancies.
- Chronic obesity

Treatment

- pushed inside
- Hernia repair surgery
- Laparoscopic surgery





มหาวิทยาลัยราชภัฏนครปฐม